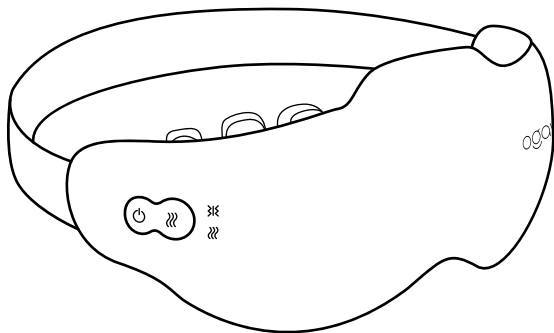


ogawa
by OGAWA

EM-X

EYE MASSAGER



User Manual
OY0301

Thank you for purchasing OGAWA EM- X (Eye Massager). Please read the manual carefully before use and pay attention to safety guides to operate and use the product correctly. OGAWA reserves the right to improve the product and the operation manual without notice. Due to constant improvements and product design, the product appearance may vary marginally. Please understand this manual has been carefully inspected; however, there might be printing errors or misunderstandings in the content.

This manual provides safe and effective operation guidance for users, please read it carefully and keep it for future reference after reading.

Contents

Safety Guides	01
Product Content	03
Operation Guides	04
Product Specification	05
Trouble Shooting	06
Product Maintenance	06
Contact Us	07

Safety Guides

a) Important Safety Notices

- To ensure safe and proper use of the product, read the user manual carefully before using the product.
- Please follow the instructions given when one is using the product.
- Please switch OFF the product after using the product or before cleaning it.
- For those who are insensitive to heat, please pay extra attention while using the heat function.
- Do not let children or people with disabilities to use the heating function with guidance to avoid any dangerous by improper usage.
- To avoid fire, electric shock, or injury by overheating, please do not use the product under the pillow or blanket.
- Do not cover the product during usage to avoid malfunction or damage from overheating of the motor / product.
- Children, person with reduce physical, or mental capabilities need to be supervised or assist by a person responsible for their safety.
- If there is any uncomfortable feeling during usage. Please stop using the product immediately.
- Ensure contact lens has been removed before using the product.
- Do not use the product in the following circumstances:
 - Damaged charging port
 - Abnormal operation of the product
 - Product is dropped on the ground
- Product is dropped into water.
- Please contact service center for inspection and repair.
- Do not engage in unauthorized maintenance or proceed with usage of parts repair from 3rd party.
- Do not insert any foreign object into any gaps or opening of the product.
- The product is not for self-diagnosis or therapy usage. Please consult a physician advice for any health-related concern.

b)Use Environment

- Do not use the product under high humidity or dusty environment to avoid product malfunction.
- Do not use or charged the product in a room temperature higher than 40 C.
- Do not place the product outdoor.
- Do not place the product near any electric heater, stove or in direct sunlight.

C)People who are not suitable for this product

Consult your doctor before usage if you have any of the following conditions.

- If you are under any treatment or feeling unwell.
- User of pacemaker or medical implant.
- People with glaucoma, cataracts, retinal detachment, or other eye symptoms.
- People who had eye surgery.
- Highly short-sighted.
- Children, during pregnancy or period.
- Any acute illness carrier.
- People who are insensitive to heat.
- People with sensitive skin, facial atopic dermatitis, or cosmetic material implanted on the face.

d)Switch Cautions

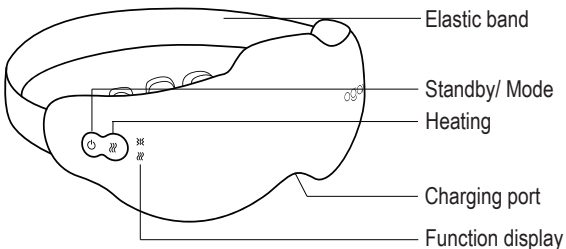
- Do not touch the switch with wet hands.
- Avoid any contact with water.


Attentions

- Do not stand on or put pressure with heavy matters on the product.
- Please stay awake when using the product.
- Do not use the product under drunk or unwell conditions.
- Do not use the product over 30 minutes.
- Do not use the product if any part of the product is damaged.
- When using the product in a low room temperature environment, always start with low heating function. Select high-level heating function gradually.
- Accumulation of moisture might take place within the product, affecting the proper operation of the product or result in product malfunction, if it is shift from a low temperature environment to a warm environment. Under such situation, it is recommended to place the product in the room temperature environment for 1 hour before usage.

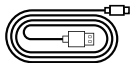
- Stop using the product immediately in case of any product malfunction or abnormality.
- Do not use the product when thunder strike occurs.

Product Contents



 — Vibration display

 — Heating display



Type-c cable

Accessories: type-c cable×1、 bag×1、 user manual×1

Operation Guides

Before use

Check the product for any damage.

Remove contact lens, glasses, or any other eye accessory.

Adjust the elastic band to your comfort during usage.

Wearing Guide

IMAGE

Operation

1.Operation instruction

⏻ Standby/Mode Button

- ① When the massager is switch OFF
- ② Press the button for 2 seconds to switch on. The default mode is "Eye beauty", Heating level: Low
- ③ Short press the button will respond battery percentage in voice.
 - ① When the massager is ON.
 - ② Short press the button to switch massage modes. The rotation between Eye Beauty – Recovery – Eye Care – Good night 4 modes.
 - ③ Press and hold on to the button for 2 seconds to switch OFF

⏻ Heating button

- When the unit is ON, press the button to rotate between the heat level, Heat Level - Low, Heat Level High, OFF.
- When the unit is ON, press the button for 2 seconds to switch ON/OFF the music.
- Remark: After 10 minutes of operation, all function shut down, the product will automatically switch off.

2.Charging instruction


- Standby button will flash red light when the battery is low. Please charge before use.
- Charge the product with Type C 5V/1A DC adaptor (excluded from the product). Product is charging when Standby button display stable red light.
- When the redlight disappear, the charging is finished.

Remark: Product cannot be switched on when charging. It takes about 3-4 hours to fully charged. The battery storage capacity is affected by the operating environment and battery life. The battery storage capacity varies with the service life. Suggested to fully charge the battery every two months to prevent battery damage due to long-term power loss.

Attention

- Please stop using the product immediately if you felt unwell during massage.
- For your safety, the product has 10minutes auto timer. After 10 minutes of usage, the product will shut down automatically and all functions will stop.
- Please remove any contact lens, glasses, and other accessories before use
- Do not use the product when walking or driving.
- After using the product, blurring vision might occur, which can be relieved by closing eyes for 1-3 minutes.

Product Specification

Product name	EM-X
Model number	OY 0301
Rated Voltage	3.7V DC
Charging Voltage	5VDC  0.75mA
Battery Storage	1200mAh
Using	Temperature 0 °C ~35 °C
Environment	Relative humidity 45%~75%RH
Storage	Temperature -20 °C ~60 °C
Environment	Relative humidity 25%~75%RH
Safety Function	Overheat protection Overcurrent protection
Set Clock	10minutes

Trouble Shooting

If you encounter problems with this product, please refer to the following tips and possible solutions. If the product is still in the fault state, please send the product to the service center or authorized technical personnel for inspection and repair.

Cannot switch on	1. Battery low	1. Charge the product
Product suddenly stop working	1. Battery low 2. Operation time up 3. Overheat protection activated after long usage.	1. Charge the product 2. Long press the standby button 3. Wait till the product is cool down and press the standby button

Product Maintenance

a) Storage

- Place the product into the box or bag and store in a safe, dry, ventilated, and cool place when not using.
- Do not twist the cable.
- Do not use the cable to hang any object.
- Avoid sharp object scratching the product.
- Do not place the product directly to the sunlight or under high temperatures circumstance.

b) Cleaning

- Before cleaning the product, please ensure the product has been switched off, and unplugged.
- Please clean the product surface by dry cloth.

*Attention

- Do not use corrosive cleaners, such as benzene or thinners to clean the product.
- Do not use wet cloth to clean buttons to avoid malfunction.

- Do not flush the product by water or let any liquid penetrate to the inside of the product.

c) Maintenance

- Keep the product clean and stay away from high temperatures or high humidity environments.
- Please place the product in the box or bag if the product will not be used in long term.

Contact Us



MALAYSIA
Healthy World Lifestyle Sdn Bhd
No. 22 Jalan Anggerik Mokara 31/47
Kota Kemuning, 40460 Shah Alam
Selangor Darul Ehsan, Malaysia
Tel : +603-5121 4286
Fax: +603-5121 4386



HONG KONG, CHINA
OGAWA Health Care International (HK) Ltd
31/F, YHC Tower, 1 Sheung Yuet Road
Kowloon Bay
Kowloon
Hong Kong
Tel: +852 3465 6262
Fax: +852 2410 0119



SINGAPORE
OGAWA Health-Care Pte Ltd
27/Tampines Industrial Avenue 5,
T5@Tampines
Singapore 528623
Tel: +065-6846 8588
Fax: +065-6846 7677



VIETNAM
OGAWA Vietnam Co Ltd
2nd floor, Petroland Tower,
12 Tan Trao, Tan Phu ward
District 7
Ho Chi Minh
Tel: +848 54133 222/54133 223
Fax: +848 5416 1736



INDONESIA
PT Healthy World
Lodan Center Block O No 20
Jalan Lodan Raya No 2
Jakarta Utara 14430
Tel: +62 21-6983 1123
Fax: +62 21-6983 1124



PHILIPPINES
O-Healthcare Solution Phil. Inc.
2303, 4th Floor, G&A Building,
Chino Roces Avenue Extension,
Makati City, Philippines
Tel : +632 889 0676 / +632 844 6851
Fax: +632 812 0421