

35mm

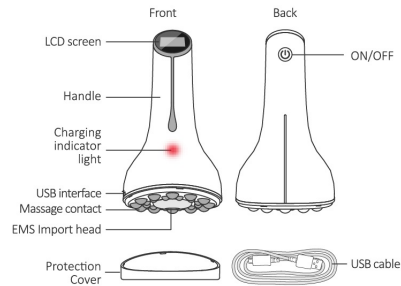
100mm

### Brand information

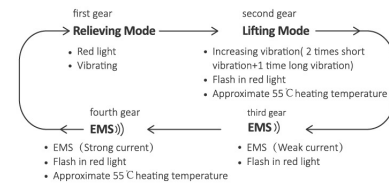
Brand: Habo by Ogawa  
Healthy World Lifestyle Sdn. Bhd  
No. 22 Jalan Anggerik Mokara 31/47, Kota Kemuning, 40460 Shah Alam,  
Selangor Darul Ehsan, Malaysia  
Tel: +603-5121 4286  
Fax: +603-5121 4386

\*Important Reminder: 1. Please charge to saturation before use.  
2. Pls recharge the device if it's not used for a long time (about 3 months).

### Product Structure

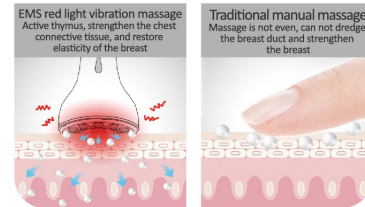


### Instruction Of The 4 Modes



### Product Features

- EMS can penetrate the epidermal cells to reach the skin dermis layer, to accelerate the production of collagen, stimulates the muscle to massage, restores muscle elasticity, and tightens the lines to make the lines more visible.
- Accelerate the blood circulation of the tiny blood vessels, so that the skin care ingredients can be effectively supplied to the muscle tissue and the dermis.
- It can help to repair the skin elastic fiber and collagen layer tissue, thereby relaxing and reducing wrinkles.
- Massage head components in 24 soft silicone balls which in food grade material with high activity. In the middle, there is a mounted import head which comply with the international standards. It is in safety, health, and physical Zero irritation to the skin. It's also suitable for allergic skin people's daily use.
- Four functions, as massage, lifting, EMS, tightening in one.
- English LCD screen display, using steps are very clear.
- With timing function, each mode is timed in 2 minutes.
- Ergonomic human engineering design makes you feel good when using.
- USB cable charging, it's in safety and environmental protection.



### How To Use For Body

- After bathing, dry the skin.
- Apply essential oils or lotions on skin.
- Remove the protection cover and long press the on/off switch for 2 seconds to start the product, and select the mode needed.
- The massage head use along the skin in a direct way, or in a circular way, slowly massage until the skin care product is absorbed.
- After use, press and hold the key for 2 seconds to turn off the product.



### How To Use For Breast

- Clean the breast skin, and make it dry.
- Apply essence oil \ massage cream.
- Remove the product cover, long press ON / OFF for 2 seconds start the device and select the suitable gear.
- Gently massage the breast from the circle to the nipple along the direction of breast ducts in 30-50 times.
- Gently massage in small circle on different parts of breast.
- Use the palm to raise the breast, and use massage head push the breast from bottom up.
- Repeat massaging in big circle from outside to inside, until essence oil \ massage cream is absorbed by the skin. When you feel some heat, the effect is in the best.
- After using, long press ON/OFF for 2 seconds, the product will be off.



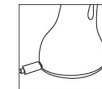
### How To Clean

- Long press ON / OFF for 2 seconds to turn off the product.
- Wipe the product with a cleansing cloth, do not use the detergents.
- Close the cover, and put the product on a dry and ventilated place.

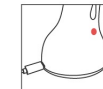
### Cautions

- Please read the product manual before using, and keep the manual for future use.
- USB cable charging, charging from low battery station to saturation needs 3.5 hours, 3.5 hours of continuous use after charge full.
- Flash in red light indicates the status of under charging, when light remain on red indicates the status of charged full.
- The product has the function of heating, approximate temperature is in 55°C. Different people are in some difference when sensing the temperature, some are likely to feel hot. After you apply the essence oil \ massage cream on skin, the product will automatically adjust the temperature to most comfortable.
- The product can also be used in other parts of the body, such as arms, breast, waist, hips, thighs and calves, etc.
- If you feel any discomfort or skin irregularities, stop use immediately and consult a doctor.
- The product is not waterproof; please do not place it in water.
- Put the product on a dry and ventilated place, to avoid direct sunlight, and make sure no corrosive chemicals around.

- The cleansing cloth using high-quality fleece material, can be washed repeatedly.
- After long term idle, the product needs 15 mins to reactivate to be the charging state, and the indicator light flashes in red, as the picture showed.



At the beginning of charging



The product needs 15 mins to be the charging state

- Warm reminder: Please use moderate skin care products first, then use this device. Kindly note, excess use of skin care products is hard to be absorbed. Meanwhile residual skin care products might infiltrate to this device and damage it. Please clean this device with cleansing cloth after using.
- Keep out of reach of children, to avoid any danger.

### Q&A

#### Why does the EMS mode have a stinging feel?

EMS is a micro-current, which stimulates muscle to massage through micro-current, and the electric current can reach the dermis layer. It is recommended that you first time experience EMS from the third gear which in a weaker current sense, and then use the fourth gear after you can use to it.

#### The product is not heating?

- Check whether the electricity is in shortage or not.
- Check if the device starts correctly.
- Restart the product after turn off it.
- Please contact the brand distributor.

#### The product suddenly has no vibration, does not work, what is the reason?

- Increase the usage dose of essence oil \ massages cream.
- Check whether the electricity is in shortage or not.
- Check if the device starts correctly.
- Restart the product after turn off it.
- Please contact the brand distributor.

#### Can I use this instrument without using skin care products?

Yes, can be used. The best way to use this instrument: using together with skin care products, and when the skin is moist, it can make the skin care ingredients more effective to be transported and absorbed.

#### Can I use the Body Beauty & Slimming Device every day?

Yes, the setting mode and intensity adjustment of this device are intelligently designed by a professional team, therefore insisting to use every day will keep your body in a perfect line.

#### What time period is used in best every day?

It is recommended to use after bathing and body drying, massage method please refer to Ms.W brand recommend, using in 15-20 min/time is the best.

#### I am in allergic skin, can I use it?

The massage head of this device specially uses the food grade stainless steel which in line with international standards, and food-grade silicone with high activity. It is proved to be safe, healthy and no any irritation to body, the people in allergic skin please feel assured to use it every day.

### Specification

Product name	Body Slimming & Massage Device
Model	OY 0173
Rated Voltage	5V ==
Rated Input Power	4W

### Warranty Card

#### ▼ Fill In By Customer

Purchase Date \_\_\_\_\_

Name \_\_\_\_\_

Phone \_\_\_\_\_

Address \_\_\_\_\_

#### ▼ Fill In By Seller

How To Buy ☐ Entity Shop ☐ Online Shop

Shop Name \_\_\_\_\_

Address \_\_\_\_\_

Contact Person \_\_\_\_\_ Phone \_\_\_\_\_

- The warranty period is one year, effectively from the date of purchase.
- The warranty scope only refers to the problems of Habo branded products caused due to the production, technique and quality.
- The cases of the following circumstances, even during the warranty period, should also be repaired by user cost:
  - The damage caused by usage, maintaining and storage not according to user manual.
  - The damage caused due to incorrect operation, such as power is not normal or broken ( eg: drop)
  - The damage caused by dismantling of maintenance people who are not appointed by Habo brand.
  - Those who cannot present this warranty card and a valid purchase invoice;
  - Those Warranty recorded information not conform to the actual commodity remark, or altered identification happens.
  - Damage due to force majeure (such as lightning, earthquakes, fire, flood, etc.)
- When contacting brand distributor or manufacturers for warranty repair, please present this warranty card and purchase invoice.
- During warranty period, the manufacturer will replace the faulty part free, but the freight out and home shall be borne by the customer.
- The warranty card shall be filled in block letters in clear written, no alteration allowed, please keep well, if lost, there will be no duplicate provided.
- The final interpretation of the warranty card belongs to Brand Habo (Healthy World Lifestyle)
- Due to the reason of Product upgrade, or package upgrade, the information contained in this warranty is subject to change without notice.