

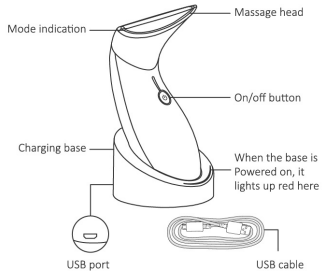
74mm  
70mm

### Brand information

Brand: Habo by Ogawa  
Healthy World Lifestyle Sdn. Bhd  
No. 22 Jalan Angerik Mokara 31/47, Kota Kemuning, 40460 Shah Alam,  
Selangor Darul Ehsan, Malaysia  
Tel: +603-5121 4286  
Fax: +603-5121 4386

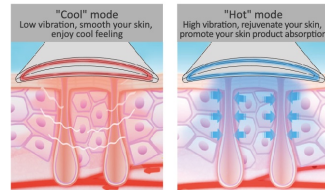
\*Important Reminder: 1. Please charge to saturation before use.  
2. PIs recharge the device if it's not used for a long time(about 3 months).

### Product Structure

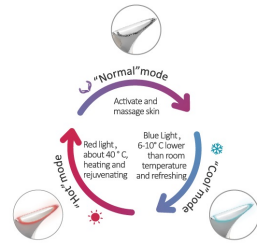


### Product Features

1. With 2700R designing massage head the micro-arc line can fit face perfectly. 13:9 head ratio fishtail design handle looks good and handy.
2. "Normal" mode can massage skin and vibrate to improve skin vitality.
3. "Cool" mode, cool compressing under blue light, the cool temperature will be 6-10°C lower than normal room temperature, lifting and tightening skin, will lead a good effect in edema, muscle fatigue, dark circle and sleep quality, etc.
4. "Hot" mode in red light with temperature about 40°C can strengthen blood circulation, relaxes muscles, repairs and revitalizes skin, promotes skin's absorption, reduces wrinkles and reveals youthful radiance.
5. Full body waterproof, no fear of liquid penetration, giving you peace of mind and confidence.
6. Improved charging technology, the base and the body USB interface all can be charged, more convenient.
7. With automatic switching function, from "Normal→Cool→Hot", switch to the next mode every three minutes, after "Hot" mode the device automatically turn off.
8. Designed for home use, it is suitable for all skin types and people of all ages.



### 3 Modes



### Skin Care Tips

1. Recommend use with essence, lotion, cream, eye cream, mask and other skin care products, the skin care effect is significant.
2. Can also be used when applying mask.

### How To Use

1. Apply proper lotion to face.
2. Long press the key to turn on the device.
3. The three modes use the turn "normal→cool→hot" each 3 minutes, no need manual operation, automatic shifting one after another, complete care for 9 minutes.
4. You can also manually switch the mode according to your personal needs. After use, long press the on/off key to turn off the product.
5. Wipe the product clean and put it into the base to automatically charge.



### Charging Tip

1. Connect USB cable with charging base.
2. Put the device into the base to automatically charge.
3. You can also use the USB cable to access the device's charging port for charging.

### Cautions

1. This product is not intended for use by following persons (including children): those with physical or mental retardation. They need to be supervised by the person responsible for their safety, or indicate how the product is used before they can be used. Before using the product, please read the manual.
2. If there are significant skin problems (including melanoma, basal cell carcinoma, actinic keratosis, chloasma, systemic lupus erythematosus, coagulation abnormalities and collagen abnormalities, such as keloids, excessive for patients with a history of scar formation or abnormal wound healing, please consult your doctor before using this product.
3. Before using the product, please read the manual carefully and keep it for future reference.
4. Do not use if the massage head or product body is damaged, cracked or dirty. Please check before use.
5. The sides of the massage head are sharper, please use carefully.
6. For hygiene considerations, we recommend that you do not share this product with others.
7. Products can be carried around, can be used at anytime anywhere.
8. According to skin condition of the individual, some people may have a slight redness after using, because it will affect the blood flow under the skin during usage. You may feel cold, warm and stinging during your care, and these symptoms usually go away within a few minutes. If you continue to experience these skin reactions after one hour of use, please consult your doctor.
9. The massage head flashes in red light when the battery is short.
10. When the product is charging, the blue light of the massage head flashes, and the blue light is bright when the charge is saturated. It takes 2-3 hours to charge to saturation.
11. When the base is powered on, the indicator lights up; when the power is turned off, the indicator goes off.
12. Do not use the product while charging.
13. If not used, please save it well after fully charged.
14. Do not allow children to contact the product and accessories to avoid any danger.

### Q&A

The product suddenly in no vibration, does not work, what is the reason?

1. Check whether the product electricity is in shortage or not.
2. Check if the device starts correctly.
3. Restart the product after turn off it.
4. Please contact the brand distributor.

Cool mode is not cool or hot mode is not heating, what's the reason?

1. Check whether the product electricity is in shortage or not.
2. Check if the device starts correctly.
3. Restart the product after turn off it.
4. Please contact the brand distributor.

Can I use this product every day?

Yes, the vibration intensity and temperature adjustment of this device are intelligently designed by a professional team, it is suggested to use multi-times a day.

I am in allergic skin, can I use it?

This device specially uses the food grade stainless steel which in line with international standards, and food-grade silicone with high activity, it is proved to be safe, healthy and no any irritation to skin, the people it allergic skin please feel assured to use it every day.

How to charge the device?

Please refer to charging instructions.

Why can't I use the product while charging?

In order to make the product charge quickly to saturation, and it is not convenient to use it in hand when connected to the USB charging cable. In order to give you a better product experience, it is hereby set.

Can I not clean the device after use?

Depending on personal hygiene. But unclean device can easily breed bacteria and affect re-use, please be sure to clean and store it, good usage habits will prolong the service life of the product.

### Specification

Product Name	Thermocryo Facial Lifting Device
Model	OY 0172
Rated Voltage	5V
Rated Input Power	3W

### Warranty Card

▼ Fill In By Customer

Purchase Date \_\_\_\_\_

Name \_\_\_\_\_

Phone \_\_\_\_\_

Address \_\_\_\_\_

▼ Fill In By Seller

How To Buy  Entity Shop  Online Shop

Shop Name \_\_\_\_\_

Address \_\_\_\_\_

Contact Person \_\_\_\_\_ Phone \_\_\_\_\_

1. The warranty period is one year, effectively from the date of purchase.
2. The warranty scope only refers to the problems of Habo branded products caused due to the production, technique and quality.
3. The cases of the following circumstances, even during the warranty period, should also be repaired by user cost:
  - a) The damage caused by usage, maintaining and storage not according to user manual.
  - b) The damage caused due to incorrect operation, such as power is not normal or broken (e.g. drop)
  - c) The damage caused by dismantling of maintenance people who are not appointed by Habo brand.
  - d) Those who cannot present this warranty card and a valid purchase invoice;
  - e) Those Warranty recorded information not conform to the actual commodity remark, or altered identification happens.
  - f) Damage due to force majeure (such as lightning, earthquakes, fire, flood, etc.)
4. When contacting brand distributor or manufacturers for warranty repair, please present this warranty card and purchase invoice.
5. During warranty period, the manufacturer will replace the faulty part free, but the freight out and home shall be borne by the customer.
6. The warranty card shall be filled in block letters in clear written, no alteration allowed, please keep well, if lost, there will be no duplicate provided.
7. The final interpretation of the warranty card belongs to Brand Habo (Healthy World Lifestyle)
8. Due to the reason of Product upgrade, or package upgrade, the information contained in this warranty is subject to change without notice.