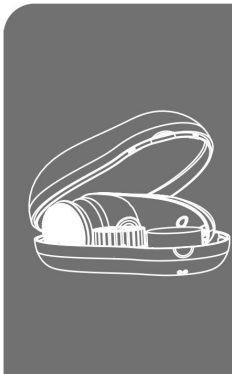


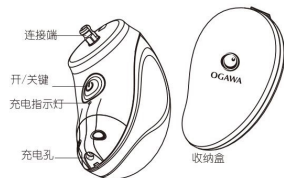
Unique LITE

Compact • Petite • Complete 3-IN-1



净肤仪旅行装
OV0164
使用说明

产品结构:



产品特点:

- 三大美肤功能头，深层清洁毛孔内污垢，促进肌肤后续保养。
- 细柔纤维刷：深入毛孔干净清除油污和黑头，肌肤显致清透细滑。
- 柔软硅胶刷：深层吸附毛孔中的污垢、油脂及彩妆残留，保持通畅洁净。
- 柔软硅胶刷：可用于日常清洁，安全温和，适合皮肤敏感期使用。
- 正反两种旋转方向，依照肌肤纹理设计，智慧护肤。
- 水源状迷你盒，完美收纳产品，方便旅行携带。
- 全身防水设计，防水等级：IPX6。
- 充电使用。

适用人群:

任何肤质。

使用方法:

产品充电:

- 产品充电需要3小时，完全充电后可使用达2小时。
- 将USB线一端插入产品充电孔，另一端连接电脑USB接口。
- 充电指示灯亮红色提示进入充电状态，电池充满后亮蓝色。

使用操作:



- 装好刷头，用清水湿润面部及刷头，并涂抹适量的洁面产品于刷头上。
- 选用适合的洁面方向（按一下开关键，刷头正向旋转，适合清洁右脸，再按一下切换反向，适合左脸，按一下关闭产品）。
- 按刷头放在皮肤上，圆转移动。
- 建议每次清洁前额、鼻子/下巴各20秒，左、右脸颊各10秒左右，每天可以使用两次。

清洁和保养:

- 每次使用后，用水彻底冲洗产品和刷头，再用毛巾擦干。
- 不要使用钢丝球、研磨性清洁剂或腐蚀性液体来清洁产品。
- 最后将各配件置于收纳盒内。

刷头更换:

- 磨旧的刷头可能刺激肌肤，为保证最佳洁面按摩效果，请每3个月更换一次刷头。
- 刷头仅适用于OGAWA洁面仪。

注意事项:

- 如果皮肤有炎症、晒伤、严重粉刺等问题时，请勿使用本产品。
- 请勿本品置于儿童触摸不到的地方。
- 非专业人士切勿拆卸产品主体。

故障排除:

现象	故障原因	处理方法
产品不工作	电池电量不足	为产品充电
声音大	按摩头没有装好与主体摩擦	取下按摩头，换一个角度装配

以上几点检查过后，仍有异常，请停止使用，并到经销商处进行检修。

联系我们

MALAYSIA
Healthy World Lifestyle Sdn. Bhd
No. 22 Jalan Anggerik Mokara 31/47,
Kota Kemuning, 40460 Shah Alam,
Selangor Darul Ehsan, Malaysia
Tel: +603-5121 4286
Fax: +603-5121 4386

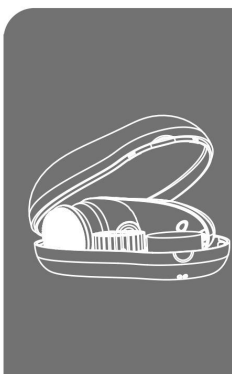
SINGAPORE
OGAWA Health-Care Pte Ltd
27 Tampines Industrial Avenue 5,
T5@Tampines
Singapore 528623
Tel: +065-6846 8588
Fax: +065-6846 7677

HONG KONG, CHINA
OGAWA Health Care International (HK) Ltd
31/F, YHC tower, 1 Sheung Yuet Road
Kowloon Bay
Kowloon
Hong Kong
Tel: +852 3465 6262
Fax: +852 2410 0119

VIETNAM
OGAWA Vietnam Co. Ltd
2nd floor, Petroland Tower,
12 Tan Trao, Tan Phu ward
District 7
Ho Chi Minh
Tel: +84 8 3 775 3093/3775 3094
Fax: +84 8 3775 3095

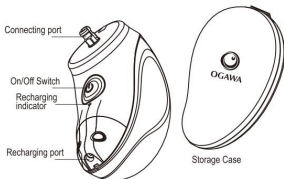
Unique LITE

Compact • Petite • Complete 3-IN-1



MINI FACIAL CLEANSER
OV0164
INSTRUCTION MANUAL

STRUCTURE:



FEATURES:

- The machine has 3 professional heads for deep cleaning:
Soft PBT Brush: Quickly removes dirt, blackhead and makes the skin look softer and smoother.
Latex Sponge: Deeply cleans the dirt, grease and makeup residue, to keep the skin clean.
Silicone Brush: Can be used for daily cleaning, safe, gentle, and suitable for sensitive skin.
- Rotates clockwise & counter-clockwise, good for cleaning both sides of the face, for any skin texture, and cares for the skin tenderly.
- Mini size with a fashionable droplet shaped palm box, ideal for travel.
- Water resistant - IPX6.
- USB rechargeable, environmentally-friendly.

APPLICABLE USER:

This machine is suitable for all skin types.

HOW TO USE:

How to recharge:

- The device takes 3 hours to recharge. It can continuously use for 2 hours after fully recharged.
- Plug the USB cable into the USB port on the device and connect it to a computer or USB charger.
- The indicator light will turn red when charging and turn blue after fully charged.

How to use:



- Attach the brush you wish to use, wet the brush head and your face, apply facial cleanser to the brush head.
- Press the ON/OFF button, to start clockwise rotational. Press again the ON/OFF to change to counter-clockwise. Press again to turn it off.
- Place the brush gently on face, move in a circular motion.
- Suggest to use twice a day on forehead, nose / chin 20 second each, left right cheek 10 second each.

Cleaning & Maintenance

- Flush and clean the main component and heads after each use, dry with a towel or by air.
- Do not clean the main component and heads with sharp or corrosive materials.
- Restore all accessories back into the case to keep them dry and clean.

Tips for brush:

- Worn brushes may stimulate your skin; for better cleaning and a safer effect, we recommend replacing an old brush with a new brush every 3 months.
- The brushes are only used by OGAWA Electric Facial Cleanser.

WARNINGS:

- Please stop using this machine if there are inflammations, burnings or severe acne on your skin.
- Keep out of reach of children.
- DO NOT disassemble the main body if you are not a professional.

TROUBLE CLEARING:

Problems	Reasons	Solutions
Do not work	No battery	Recharge the machine
Low power of the product.	Low power of the product.	Reinstall the head.

If out of order, visit a retailer for further inspection.

Contact Us

MALAYSIA
Healthy World Lifestyle Sdn. Bhd
No. 22 Jalan Anggerik Mokara 31/47,
Kota Kemuning, 40460 Shah Alam,
Selangor Darul Ehsan, Malaysia
Tel: +603-5121 4286
Fax: +603-5121 4386

SINGAPORE
OGAWA Health-Care Pte Ltd
27 Tampines Industrial Avenue 5,
T5@Tampines
Singapore 528623
Tel: +065-6846 8588
Fax: +065-6846 7677

HONG KONG, CHINA
OGAWA Health Care International (HK) Ltd
31/F, YHC tower, 1 Sheung Yuet Road
Kowloon Bay
Kowloon
Hong Kong
Tel: +852 3465 6262
Fax: +852 2410 0119

VIETNAM
OGAWA Vietnam Co. Ltd
2nd floor, Petroland Tower,
12 Tan Trao, Tan Phu ward
District 7
Ho Chi Minh
Tel: +84 8 3 775 3093/3775 3094
Fax: +84 8 3775 3095