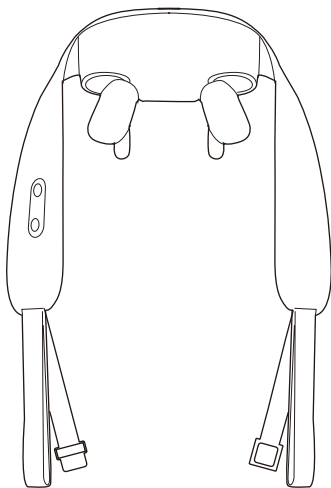


WonderEase+

Portable Neck and Back Massager





WonderEase+

Portable Neck and Back Massager

User Manual

All information is correct at the time of printing

Contents

Important Safeguards	2
Instruction for Use	5
Warranty Claim	7
Product Specification	8
Operating Instruction	10
Contact Us	12

Important Safeguards

IN USING ELECTRICAL PRODUCTS, ESPECIALLY WHEN CHILDREN ARE PRESENT, BASIC SAFETY PRECAUTIONS SHOULD ALWAYS BE FOLLOWED, INCLUDING THE FOLLOWING:

READ ALL INSTRUCTIONS BEFORE USING

DANGER- TO REDUCE THE RISK OF ELECTRIC SHOCK:

- Always unplug the appliance from the electrical outlet immediately after complete charged.
- DO NOT reach for an appliance that has fallen into water. Unplug it immediately.

WARNING - TO REDUCE THE RISK OF BURNS, ELECTRIC SHOCK, FIRE OR INJURY TO PERSONS:

- An appliance should never be left unattended when plugged in. Unplug from outlet when not in use and before putting on or taking off parts or attachments.
- Close supervision is necessary when this appliance is used by, on or near children, invalids or disabled persons.
- Use this appliance only for its intended use as described in this manual. Do not use attachments not recommended by OGAWA; specifically any attachments not provided with the unit.
- NEVER operate this appliance if it has a damaged cord or plug, if it is not working properly, if it has been dropped or damaged, or dropped into water. Return it to OGAWA Service Center for examination and repair.
- Keep cord away from heated surfaces.
- NEVER drop or insert any object into any opening.
- DO NOT operate where aerosol (spray) products are being used or where oxygen is being administered.
- DO NOT operate under a blanket or pillow. Excessive heating can occur and cause fire, electrocution or injury to persons.

Important Safeguards

- Do not use the product when charging
- To disconnect, turn all controls to the “off” position, then remove plug from outlet.
- DO NOT use outdoors.
- NEVER operate the appliance with the air openings blocked. Keep the air openings free of lint, and hair.
- NEVER operate on a soft surface such as a bed or couch where the air openings may be blocked.
- Use heated surfaces carefully. May cause serious burns. Do not use over insensitive skin areas or in the presence of poor circulation. The unattended use of heat by children or incapacitated persons may be dangerous.

SAVE THESE INSTRUCTIONS

Caution—Please read all instructions carefully before operating.

- This product is not intended for medical use. It is intended only to provide a luxurious massage.
- Consult your doctor prior to using this product, if
 - You have a pacemaker
 - You are pregnant
 - You have any concerns regarding your health
- Not recommended for use by Diabetics.
- Never leave the appliance unattended, especially if children are present.
- Never cover the appliance when it is in operation.
- Do not use this product for more than 15 minutes at a time.
- Extensive use could lead to the product's excessive heating and shorter life. Should this occur, discontinue use and allow the unit to cool before operating.

Important Safeguards

- Never use this product directly on swollen or inflamed areas or skin eruptions.
- DO NOT use this product as a substitute for medical attention.
- The product is equipped with overheating protection circuit, if the power is cut-off, please wait until the product is cooled down.
- DO NOT use this product before bed. The massage has a stimulating effect and can delay sleep.
- NEVER use this product while in bed
- This product should NEVER be used by any individual suffering from any physical ailment that would limit the user's capacity to operate the controls or who has sensory deficiencies in the owner half of their body.
- This unit should not be used by children or invalids without adult supervision.

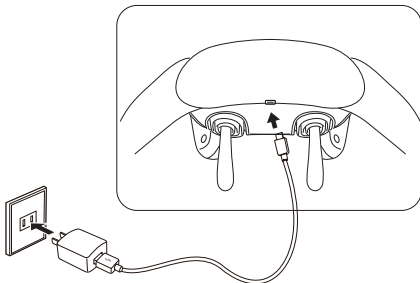
Instruction for Use

Charging and energy reminder function:

1. When charging with an external switch power supply, the product cannot be turned on and the charging power supply must be unplugged to start the massage.
2. During the charging process, the charging indicator light breathes red.
3. When fully charged, the charging indicator light stays green.
4. When the battery energy is $<10\%$ or the NTC fails or the motor is blocked and shut down, the red indicator light flashes, and after 5 times, the product shuts down.

*Stabbing shutdown: If more than two stalls are detected within 5 seconds, the product shuts down.

*Note: If the massager is continuously charged for more than 6 hours and the red light still breathes (in charging state), please unplug the power adapter to avoid danger.



Instruction for Use

Light status	function	short press
Orange light always on	kneading + heat (L)	<p>*Mode button: Every time you switch mode, the indicator light flashes once, and then the corresponding color indicator light stays on.</p> <p>*Heating button: Every time you switch mode, the indicator light flashes twice, and then the corresponding color indicator light stays on.</p>
Red light always on	kneading +heat (H)	
Green light always on	kneading	
Red light breathing	charging	
Green light always on	full charged	
Red light flash	low battery, NTC error	

Warranty Claim

1. Warranty is not transferable.
2. This warranty is effective only if the product is purchased from OGAWA or any authorized distributors.
3. Proof of purchase (original receipt) is required for all warranty repairs.
4. All implied warranties, including but not limited to these implied warranties of fitness and merchantability, are limited to the duration stated in the warranty policy.
5. Damage due to misuse, improper treatment and unauthorized modification and repairs are not covered by this warranty.
6. Warranty does not cover accessories and add-ons, which do not belong to the product.
7. Warranty is not effective to rental, business, commercial, institutional, or other non-residential users.
8. All services covered by this warranty must be approved by OGAWA and repaired by authorized technicians only.
9. If replacement parts for defective materials are not available, OGAWA reserves the right to make substitutions in lieu of repair or replacement.
10. This appliance is not intended for use by persons(including children) with reduced physical, sensory or mental capabilities, or lack of experience and knowledge, unless they have been given supervision or instruction concerning use of the appliance by a person responsible for their safety.Children should be supervised to ensure that they do not play with the appliance.
11. The appliance has a heated surface. Persons insensitive to heat must be careful when using the appliance.

Product Specification

Product name	WonderEase+
Model no.	OL0843
Charging voltage	5V
Charging current	2A
Power rating	20W
Operating voltage	7.4V
Battery capacity	2500mAh
Charging time	est 3.5hrs

This product is for home use only

*When using this product, you must use a switch power cord certified by our company.

*This product is only equipped with a Type-C charging cable for charging the product. You need to purchase a charging head by yourself. The charging head is recommended to use 5V 2A specifications.

*If the product is not used for a long time, please charge the product within half a year to activate the battery.

Correct usage method Preparation before use

* Please check whether the product and accessories are complete and whether there is any damage.

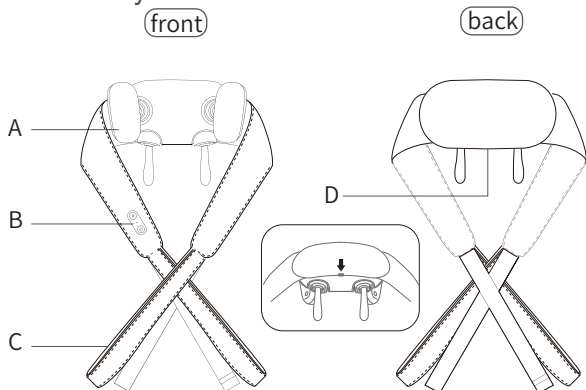
* Please massage gently when starting to use.

* If there is any abnormality in the body during use, please stop using it.

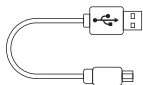
* The use time of this product is set to 10 minutes at a time, and it will stop automatically after the time is up. It is recommended not to exceed 30 molecules per use.

Product mix

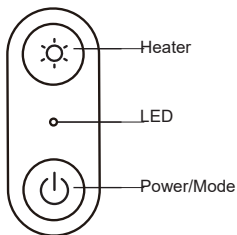
Product Body



- A. Stainless steel heater
- B. Controller
- C. Buckle
- D. Type-C connector (bottom)



Type-C cable



Operating Instruction

Power/Mode Button:

- Power on: Press and hold this button for 2 seconds to power on, default kneading mode 1, heating at low temperature 40 degrees, orange light always on, timer for 10 minutes.
- Power off: Press and hold this button for 2 seconds to power off, or timer for 10 minutes to automatically power off, massage head reset to open state.
- Mode selection: Power on default mode 1, short press this button to switch modes; the switching mode sequence is: mode 2 - mode 1 - mode 2, and so on. If only the mode is turned on without heating, the green light is always on.

Mode 1: kneading.

Mode 2: vibration + kneading.

Heating button: (Low temperature 40℃, High temperature 45℃)

- In the power-on state, default low temperature, the indicator light is orange; press this button to enter high-grade heating, the indicator light is red, and then press it to turn off the heating.

Switching order: low heating-high heating-turn off heating, and so on.

Low heating: the orange indicator light is always on.

High heating: the red indicator light is always on.

Heating off: the green indicator light is always on.

Operating Instruction

To Store

- Place massager in its box or in a safe, dry, cool place. Avoid contact with sharp edges or pointed objects which might cut or puncture the fabric surface. To avoid breakage, do not wrap the power cord around the unit. Do not hang the unit by the hand control cord.

To Clean

Unplug the unit and allow it to cool before cleaning. Spot clean only with a soft, slightly damp sponge. Never allow water or any other liquids to come into contact with the unit.

- Do not immerse in any liquid to clean.
- Never use abrasive cleaners, brushes, gasoline, kerosene, glass / furniture polish or paint thinner to clean.
- Do not attempt to repair the Neck Massager.

Contact Us



MALAYSIA

Healthy World Lifestyle Sdn Bhd
No. 22 Jalan Anggerik Mokara 31/47
Kota Kemuning, 40460 Shah Alam
Selangor Darul Ehsan, Malaysia
Tel : +1800-88-4688
Fax: +603-5121 4386



HONG KONG, CHINA

OGAWA Health Care International (HK) Ltd
31/F, YHCTower, 1 SheungYuet Road
Kowloon Bay
Kowloon
Hong Kong
Tel :+852 3465 6262
Fax:+852 2410 0119



SINGAPORE

OGAWA Health-Care Pte Ltd
27 Tampines Industrial Avenue 5,
T5 @ Tampines
Singapore 528623
Tel : +065-6846 8588
Fax: +065-6846 7677



VIETNAM

OGAWA Vietnam
Co Ltd PETROLAND TOWER
2nd floor, 12 Tan Trao Street,
Tan Phu Ward, Dist 07,
HCMC, Vietnam
Tel:+84 28 54133 222/223



PHILIPPINES

O-Healthcare Solution Phil.Inc
2303, 4th Floor, G&A Building,
Chino Roces Avenue Extension,
Makati City, Philippines
Tel : +632 889 0676/ +632 844 6851
Fax: +632 812 0421

目录

重要安全指南	1 4
保留操作指南	1 5
保修权限	1 6
充电说明	1 7
操作说明	1 9
联络我们	2 1

重要安全指南

在使用电子产品时，特别是小孩在场，基本的安全预防措施必须遵守，

包括以下几点：

请在使用前阅读所有的说明；

危险 - 减少触电的危险；

充电完毕后立即从插座中拔掉电源，清洗前也是如此；

电器掉入水后，禁止碰触，立即拔去插头；

警告 - 减少燃烧的危害，触电，着火，对人体的伤害

当插入电源后禁止人员离开，不使用时请拔掉电源，禁止放入或取出任何零件或附件；

电器被小孩、病人、残疾人使用或接近时，监护人在场时必要的；

使用此电器的意图正如说明书的描述。禁止使用任何没有被OGAWA推荐的附件，特别是产品本身之外的零件；

电线或插头损坏时，禁止操作此产品。当电器运转不畅、摔坏或损坏、掉入水中时，把电器返还OGAWA服务中心检查或维修；

电线必须远离高温；

禁止在缝隙中掉下或插入东西；

禁止在悬浮物质使用的地方和氧气被管制区域操作电器；

禁止在毛毯或枕头下操作电器。温度过高会引起或导致火灾、触电或维护人身安全。

充电时不可以使用此产品；

禁止在户外使用；

禁止在空气封闭的区域操作电器。操作电器时空气需流畅；

禁止在空气可能封闭的地方操作电器，例如床上或睡椅；

在温度高的区域小心使用电器，可能导致严重的烧伤。请勿在不敏感的皮肤区或血液循环不畅的区域操作电器。小孩不注意高温的使用或丧失劳动力人员使用可能导致危险。

操作指南

警告 - 操作前请仔细阅读说明书

此产品不意谓做医疗器械使用， 目的为提供放松体验；

如果您是以下人员， 使用前请咨询医生；

- 孕妇
- 内有心跳起搏器者
- 对本人健康担忧人员
- 糖尿病患者不宜使用

切忌注意电器， 特别是小孩在现场；

操作时切忌覆盖电器；

不能一次性使用此产品超过15 分钟；

过度使用可能会导致产品超热或减少寿命。如果此时发生， 停止使用并在产品冷却后再使用；

禁止直接在肿胀、发炎或出疹的皮肤使用电器；

禁止把此产品当做医疗的替代品；

此产品内装有过度保护的电路， 假如电源切断， 请等到产品冷却后再使用；

在休息前请勿使用此产品， 电器有刺激的效果， 可能延迟睡眠；

休息时勿使用电器；

有疾病（对产品操作能力有限制或身体感官有缺陷）的人员禁止使用此产品；

小孩或者残疾人没有成人的监管下， 请勿使用本产品；

此产品不会自动操作；

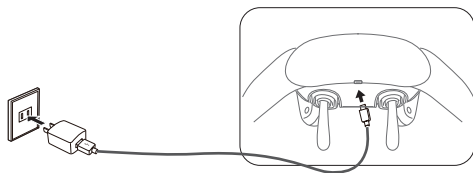
保修权限

1. 本保修权限不得转让予其他人或产品。
2. 本保修服务仅有效于OGAWA或其授权代理购买的产品。
3. 当要求保修服务时，请出示正本购买收据。
4. 保修范围内的维修服务自购买日起有效，期限需视各国的保修政策而定。
5. 由于错误使用、不当保养以及未经授权私自改装和维修产品而导致的损坏，不属于保修范围。
6. 此保修范围不包括不属于产品本身的附件。
7. 此保修范围不适用于租凭交易、商业机构或其他非居民使用者。
8. 此保修范围内所涉及的维修服务需经过OGAWA授权，且必须由授权的技术人员维修。
9. 若需更换的维修附件缺货，OGAWA有权采用替代配件进行维修。

充电说明

充电及电量提醒功能:

1. 在外接开关电源充电的情况下，产品无法开机需拔掉充电电源才能开机按摩。
 2. 充电的过程中充电指示灯红灯呼吸。
 3. 当充满电的情况下充电指示灯绿灯常亮。
 4. 当电池电量 $\leq 10\%$ 时或NTC故障或电机堵转关机，红色指示灯闪烁，5次后，产品关机。
- * 堵转关机：5秒内检测到两次以上的堵转则关机。
- * 说明：若按摩器连续充电6小时以上仍出现红灯呼吸（处于充电状态），请拔掉电源适配器，以免发生危险。



灯的状态	功能描述	短按操作
橙灯常亮	揉捏+加热低档	*模式键：每每切换档位，指示灯闪烁1次，再常亮所对应颜色的指示灯 *加热键：每每切换档位，指示灯闪烁2次，再常亮所对应颜色的指示灯
红灯常亮	揉捏+加热高档	
绿灯常亮	揉捏	
红灯呼吸	电池充电中	
绿灯常亮	电池已充满	
红灯闪烁	低电量，NTC故障	

充电说明

产品名称	WonderEase +
产品型号	OL0843
充电电压	DC 5V ---
充电电流	2A
工作功率	20W
工作电压	7.4V ---
电池容量	2500mAh
充电时间	约3.5H



本产品仅适合家庭使用。

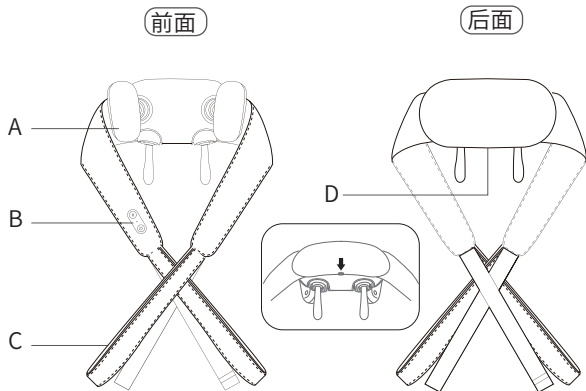
- * 使用此款产品时一定要配本公司有认证的开关电源线使用。
- * 本产品只配Type-C 充电线供产品充电，您需要自行购买充电头，充电头建议使用5V 2A规格。
- * 若产品长期不使用，半年内请对产品进行充电，激活电池。

正确的使用方法使用前准备

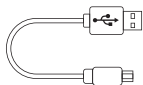
- 请检查产品及配件是否完整，有无损坏。
- 开始使用时请先轻微的按摩。
- 如果在使用过程中身体有任何异常，请停止使用。
- 本产品一次使用时间设定为10分钟，时间到后自动停止。
每次使用建议不超过30分钟。

操作说明

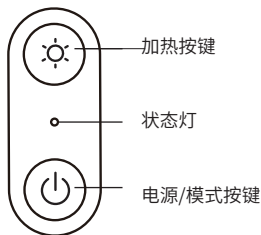
产品主体



- A. 加热不锈钢按摩头
- B. 控制面板
- C. 扣具
- D. Type-C 连接器（产品背面）



Type-C 充电线



加热按键

状态灯

电源/模式按键

操作说明



电源/模式键:

- 开机：长按此键2秒开机，默认揉捏模式一，加热低档40度橙色灯常亮，定时10分钟。
- 关机：长按此键2秒关机，或定时10分钟到自动关机，按摩头恢复到张开状态。
- 模式选择：开机默认模式1，短按此键切换按摩模式；切换顺序为：模式2 → 模式1 → 模式2，以此循环。若只开模式无加热状态下，绿色灯长亮。

模式1：揉捏按摩

模式2：揉捏+点震按摩。



加热键：(低档40°C，高档45°C)

- 在开机状态下，默认加热低档，指示灯橙色；按此键进入高档加热，指示灯红色，再按关闭加热。

切换顺序：加热低档 → 加热高档 → 关闭加热，以此循环。

加热低档：橙色指示灯长亮

加热高档：红色指示灯长亮

加热关闭：绿色指示灯长亮

储存

—按摩器需放置于盒子、或安全、干燥、阴凉；避免与尖锐物品接触以免刺伤布套表面；

—为避免破损，请勿将电源线缠绕于按摩器；请勿悬挂电器于双手控制不了的区域；

清洗

—清洗前将电器拔出电源并使之冷却。用软带轻微湿的海绵清洗，禁止水或其它液体与电器接触；

电器接触；

—禁止把电器浸入任何液体清洗。

—禁止使用研磨物、刷子、汽油、煤油、玻璃、清洗物、磨光、涂料稀释剂清洗产品；

—禁止尝试修理指压及振动颈部按摩器；

联络我们



马来西亚

Healthy World Lifestyle Sdn Bhd
No. 22 Jalan Anggerik Mokara 31/47
Kota Kemuning, 40460 Shah Alam
Selangor Darul Ehsan, Malaysia
Tel: +1800-88-4688
Fax: +603-5121 4386



中国香港

OGAWA Health Care International (HK) Ltd
31/F, YHCTower, 1 SheungYuet Road
Kowloon Bay
Kowloon
Hong Kong
Tel : +852 3465 6262
Fax: +852 2410 0119



新加坡

OGAWA Health-Care Pte Ltd
27 Tampines Industrial Avenue 5,
T5 @ Tampines
Singapore 528623
Tel : +065-6846 8588
Fax: +065-6846 7677



越南

OGAWA Vietnam
Co Ltd PETROLAND TOWER
2nd floor, 12 Tan Trao Street,
Tan Phu Ward, Dist 07,
HCMC, Vietnam
Tel: +84 28 54133 222/223



印尼

PT Healthy World
Lodan Center Block O No 20
Jalan Lodan Raya No 2
Jakarta Utara 14430
Tel: +62 21-6983 1123
Fax: +62 21-6983 1124



菲律宾

O-Healthcare Solution Phil.Inc
2303, 4th Floor, G&A Building,
Chino Roces Avenue Extension,
Makati City, Philippines
Tel : +632 889 0676/ +632 844 6851
Fax: +632 812 0421

Ogawa is grateful
to have received
these awards:



Ogawa Wellness Hubs : • Malaysia • Singapore • China • Hong Kong • Indonesia • Vietnam • Myanmar
• Saudi Arabia • India • Philippines • Taiwan • Turkey • Russia • Pakistan
• United Kingdom • France • Canada