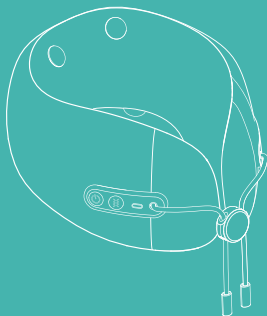


70x88mm 双色印刷128g铜版纸骑马钉 订两下

ogawa  
by OGAWA

Comfy  
TRAVEL PILLOW

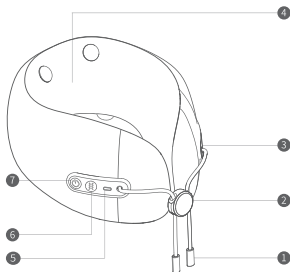


USER MANUAL

OL0511

# Product Part

---



- |            |          |                |
|------------|----------|----------------|
| ① Pendant  | ② Buckle | ③ Logo plate   |
| ④ Vibrator | ⑤ Type C | ⑥ Power button |
| ⑦ Mode     |          |                |

## Packing list



Product x1



USB cable x1



User manual x1

# Operation Instruction

---



## **POWER button :**

- Press to activate the product. Press again to turn OFF.



## **MODE button:**

- When the product is turning ON, it will default as Vitality mode. Short press to change the massage program : Vitality> Gentle> soothing >turn off massage in cycle.

※ During charging, all the button will not function

## **Low battery / Charging reminder**

- The indicator light flashes red quickly twice, and then switches back to the current working indication state, reminding the user that the product is about to run out of power, please charge it in time.
- When the product is low on power, the motor stops working and the indicator light flashes red quickly for 10 seconds and then enters the shutdown mode, reminding the user that the product is in urgent need of charging.
- The indicator light breathes red while charging; the indicator light stays green when fully charged.

# Product Specification

---

Product Name	Comfy Travel Pillow
Model number	OL0511
Input voltage	3.7V ==
Power rating	5W
Battery capacity	2000mAh
Charging time	est 3 hour
Usage time	1.5 hour

## Maintenance

---

### 1. Storage

- . When not in use for a long period of time, please store the product properly after fully charging it and place it in a safe, dry, ventilated, and cool place.
- . When not in use for a long time, it is recommended to charge the product every two months to prevent battery damage due to loss of power.
- . Avoid sharp and hard objects from scratching the surface of the product.
- . Do not place the product in direct sunlight or high temperature.
- . Please keep this product out of the reach of children

### 2. Maintenance

- . Before cleaning, make sure the power switch is turned off.
- . Please wipe with a dry soft cloth
- . If the product is dirty, you can moisten a soft cloth with neutral detergent, and then wipe it gently.
- . Note: Do not use volatile oil, thinner, alcohol, strong acidic detergent, bleach, etc. to clean the product.
- . Leave to dry naturally.

# Safety Instruction

---

## Statement

To reduce the risk of malfunction, electric shock, injury, fire, death and equipment failure, please carefully read all instructions and warnings on the product in this manual before using this product.

## Thing to note

1. Do not pull the power cord when charging to avoid breaking the power cord or causing poor contact.
2. Please clean the dust on the charging plug regularly. The accumulation of dust on the moisture plug can easily cause poor insulation due to moisture and eventually lead to fire.
3. When unplugging the charging plug, hold the plug and pull it back!
4. If abnormal conditions such as not working occur, you should stop using it immediately and turn off the power supply.
5. Never operate the control panel with wet hands!
6. If you feel uncomfortable during use, please discontinue use!
7. In the event of a power outage, please unplug the power cord.
8. Please be sure to unplug the power cord when not in use
9. If the power cord is damaged, it must be replaced by professionals from the manufacturer, its maintenance department or similar departments in order to avoid danger.
10. Please stay away from sharp objects. Do not reuse it if it is damaged. You must go to the company's dealership or maintenance point for replacement or repair before use.

# Safety Instruction

---

## People who are not suitable to use this product

If you have the following conditions, please consult your doctor before use

- . Those who are receiving medical treatment or who feel unfit
- . Patients with diabetes, hypertension, heart disease, cerebral arteriosclerosis and cerebral hemorrhage
- . People suffering from malignant tumors
- . Pregnant and postpartum women
- . People with body temperature above 38 degrees
- . People who have lost the sense of skin temperature
- . Have osteoporosis
- . People who are using pacemakers or implanted medical devices
- . Underage and persons with physical and mental disabilities

## Caution

1. This product is not a toy. Watch out for children and make sure they do not play with this product.
2. This product is not recommended to be used by people (including children) with physical disabilities, sensory or mental disabilities, or lack of relevant experience and knowledge, unless they are supervised and guided by a responsible person in using this product.
3. If the power cord of the product is damaged, it must be replaced by the manufacturer or a designated maintenance unit or professional to avoid danger.
4. When using, please do not use force or scratch the operation panel with your fingernails. Please touch the switch lightly.
5. Do not let the control panel come into contact with liquids such as water, and do not operate the control switch with wet hands.
6. Do not insert or drop objects into any opening of the product.
7. Do not fall asleep while using the product.

# Safety Instruction

---

8. Do not use within one hour before or after eating to avoid adverse effects.
9. Do not use this product when drunk or feeling unwell.
10. If you feel uncomfortable during use, please stop using it.
11. This product is timed for 10 minutes at a time. Please do not use it for more than 10 minutes each time. Please let the machine rest for 30 minutes after use to ensure extended machine life.
12. After use, please turn off the power switch in time.
13. If the machine fails, it should be stopped immediately and must be sent to the manufacturer or its designated unit for repair before use.
14. This product cannot be used for self-diagnosis or treatment. If necessary, it should be handled by professional medical personnel.
15. When cleaning the product, be sure to turn off the power switch. Be careful to avoid spilling water directly into the product during the cleaning process

# Common faults and solutions

---

If something goes wrong or cannot be started when using this product, please refer to the following tips and solutions. If the product is still in a faulty state, stop using the product immediately to prevent accidents and contact customer service immediately. Do not disassemble or repair the product by yourself.

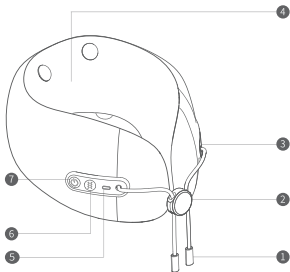
Error	Possibility	Solution
Product not working	No Battery	Charging
	Product no turn ON	Turn ON product
Product stop half way	Battery not enough	Charging
Wire tear off, product smooky		stop use, call customer service



## Contact Us

Healthy World Lifestyle Sdn Bhd 22, Jalan Anggerik  
Mokara 31/47 Kota Kemuning, 40460 Shah Alam  
Selangor Darul Ehsan, Malaysia  
Tel: 1-800-88-4688  
Fax: +603-5121 4386

# 产品示意图



① 吊坠

② 固定扣

③ 硅胶标

④ 震动区

⑤ Type-C充电口

⑥ 开关键

⑦ 模式键

## 包装清单



产品×1



充电线×1



说明书×1

# 操作说明

---



## 开关键

### 开关键

- 按一下此按键以启动震动功能，再按一次则关闭震动功能。



## 模式键

- 在开机状态下，默认活力模式。短按切换按摩模式：活力模式>轻柔模式>舒缓模式>关闭按摩，循环

※ 充电时，关闭按摩功能，按键无作用；

## 低电/充电提醒

- 指示灯红色快闪两下，再切换回当前工作指示状态，提示用户产品快要没电，请及时充电；
- 产品电量不足时，电机停止工作，指示灯红色快闪10s后进入关机状态，提醒用户产品急需充电；
- 充电中指示灯红色呼吸；充满电后指示灯绿色长亮；

# 产品规格

---

产品名称	Comfy Travel Pillow
产品型号	OL0511
工作电压	3.7V ==
工作功率	5W
电池容量	2000mAh
工作时间	10min
充电时间	约3小时
使用时间	1.5 小时

本公司将不断改进产品性能及外观, 如有变更恕不另行通知

## 维护与保养

---

### 1、贮藏

- 长期不使用时,请充满电后将产品妥善收纳,放置于安全、干燥、通风、阴凉处。
- 长期不使用时,建议每隔2个月为产品充满电一次,以防电池因亏电而损坏。
- 避免尖硬物刮破产品表面。
- 请勿将产品放置在阳光直射或高温处。
- 请将本产品放在儿童接触不到的地方。

### 2、保养

- 清洁之前,确认电源开关已关闭。
- 请用干的软布进行擦拭。
- 如产品上比较脏,可用中性洗洁剂沾湿软布,然后轻轻的擦拭。

注意:切勿使用挥发油,稀释剂,酒精,强碱性洗洁剂,漂白剂等来清洁产品。

- 放置自然干燥。

# 安全指引

---

## 声明

为减少故障、触电、受伤、火灾、死亡及设备损坏的危险,在使用本产品之前,请认真阅读本手册中关于产品上的所有说明及警告提示。

## 注意事项

- 1.充电时请勿拉扯电源线,以免造成电源线断裂或者接触不良!
- 2.请定期清理充电插头上的灰尘,插上灰尘堆积容易因为湿气引发绝缘不良,最终导致火灾。
- 3.拔下充电插头时,应握着插头往后拔!
- 4.出现整机不工作等异常情况时,应立即停止使用,并关闭电源!
- 5.严禁用湿手操作控制面板!
- 6.如果在使用中感到不适,请终止使用!
- 7.停电时,请拔掉电源线。
- 8.不在使用的时候请务必拔掉电源线。
- 9.如果电源线损坏,为了避免危险,必须由制造商、其维修部或类似部门的专业人员来更换。
- 10.不要站在本体上面,也不要将产品作为玩具,避免发生意外。
- 11.绝对不要分解,改造或者自己修理产品,也不要自己打开内套拉链。
- 12.严禁将整个产品浸入水中清洗,产品如不慎落水,必须送修,否则不得使用!
- 13.请远离尖锐物品,外罩破损时均不得再使用,必须到公司经销点或者维修点进行更换或者维修后在使用!

# 安全指引

---

## 不适宜使用本产品的人士

如果您有以下情形,使用前请先咨询医生

- 正在接受医生治疗者或身体感觉不适者。
- 糖尿病、高血压、心脏病、脑动脉硬化、脑血栓患者。
- 患有恶性肿瘤者。
- 孕妇及产妇。
- 体温38度以上的人群。
- 皮肤温度感丧失人群。
- 患有骨质疏松症。
- 正在使用心脏起搏器或者植入医疗器者。
- 患有急性疾病者。
- 未成年人及身心功能障碍者。

## 警告

- 1.本产品不是玩具,看好儿童,确保他们不要玩耍本产品。
- 2.本产品不建议由肢体不健全、感官或精神上有障碍或者缺乏相关经验和知识的人(包括儿童)使用,除非有负责人对他们使用本产品进行监督和指导。
- 3.如果产品电源线损坏,为了避免危险,必须由制造商或者指定的维修单位或者专业维修人员进行更换。
- 4.使用时请勿用力或用指甲撼动操作面板,请轻触开关即可。
- 5.请勿让控制面板接触水等液体,禁止用湿手操作控制开关。
- 6.请勿将物品插入或掉落产品的任何开口中。
- 7.请勿在产品使用过程中入睡。

# 安全指引

---

- 9.请勿在进食前后一小时内使用,以免造成反效果。
- 10.请勿在酒醉或身体不适时使用本产品。
- 11.在使用中,当感到不适,请终止使用。
- 12.本产品单次定时10分钟,每次使用请不要超过10分钟,使用后请让机器休息30分钟以确保机器寿命的延长。
- 13.使用完毕后,请及时关闭电源开关。
- 14.机器如出现故障,应立即停止使用,必须将机器送到制造商或其指定的维修单位维修后再使用。
- 15.本产品不能作为自我诊断或治疗之用,如需,应由专业的医疗人员处理。
- 16.清洁产品时,请务必关闭电源开关。注意在清洁的过程中,要避免水直接洒到产品内部。

# 常见故障及处理方法

---

若在使用本产品时出现故障或者不能启动时,请参考下列几点提示以及处理方式。  
若产品仍处于故障状态马上停止使用本产品以防止事故发生。并立即联系客服。请勿自行拆卸或维修此产品。

故障现象	可能原因	解决方法
产品不能工作	电池没电	给产品充电
	电源键没有开启	长按电源键开机
使用到一半突然无法使用	产品电量不足	及时给产品充电
电源线破损, 产品冒烟		立即停止使用, 并与此产品指定服务中心联系



# 联络我们

Healthy World Lifestyle Sdn Bhd 22, Jalan Anggerik  
Mokara 31/47 Kota Kemuning, 40460 Shah Alam  
Selangor Darul Ehsan, Malaysia  
Tel: 1-800-88-4688  
Fax: +603-5121 4386