



MY Pillow

HUMANIZE MASSAGE PILLOW



User Manual
OL0505 使用手册



MY Pillow

HUMANIZE MASSAGE PILLOW

User Manual

All information is correct at the time of print

CONTENTS

Safety Instructions	03
Warranty Claims	05
Main Unit & Accessories	06
Controller Diagram	06
Product Operation Guide	07
Product Maintenance	08
Product Specifications	09
Contact Us	10

Safety Instructions

i. Usage environment

- Do not use the appliance in a wet condition or dusty environment as this may result in malfunction or electric shock.
- Do not use the appliance in the bathroom.
- Do not use the appliance on the bed.
- Do not place or store the appliance where it can fall or be pulled into a tub or sink. Place the appliance in a safe location.
- Do not sit on the appliance.
- Do not expose the appliance to a heater or direct sunlight.

ii. Health precautions

If you are experiencing health complications or conditions as stated below, please consult your doctor before use:

- Suffering from heart disease
- Pregnancy
- Any health concerns

iii. When the product should not be used

- If the use exceeds 15 minutes at one time.
- This unit should not be used by children or invalids without adult supervision.
- Do not use this product before sleep.
- If the fabric cover is torn.
- If water is accidentally spilled onto the appliance.
- If the user feels abnormal or severe pain during the massage.
- If the user detects any malfunction or other abnormal conditions during operation.
- If there is lightning (Charging).

iv. Caution and warning

- Unplug the appliance from the outlet when not in charging.
- Do not use any attachments that are not recommended by OGAWA.
- Do not operate this appliance if it has a damaged cord or plug. Please return the unit to OGAWA Service Center for examination and repairs.
- The appliance is only to be used with the power supply unit provided with the appliance.

Safety Instructions

- Do not drop or insert any object into any opening.
- Handle heated surfaces carefully. The unattended use of the heated surfaces by children or invalids may be dangerous.
- The appliance has heated surface. Person insensitive to heat must be careful when using the appliance.
- Do not lift or carry this appliance by the power cord or any cord.
- This appliance is designed only for personal use, and not for professional purposes.
- Do not cover the appliance during operation.
- Do not crush the appliance and avoid any sharp folds.

v. Note

- To ensure safe and proper use of the appliance, do not operate it before reading this user manual carefully first.
- The appliance is not intended for use by persons with reduced physical, sensory or mental capabilities, or lack of experience and knowledge. They need to be supervised and instructed about its usage by a person responsible for their safety.
- Extensive usage could lead to excessive heating and a shorter product lifespan. Should this occur, discontinue the use and allow the unit to cool before operating again.
- For people under medication or with a medical condition, please consult your doctor before use. Please do not use the product if you are not feeling well.
- If the appliance is used in a cold room, do not increase the room temperature abruptly. It is advised that the temperature is gradually increased to a normal level.
- If the appliance is stored in a cold place and being taken into a warm environment, please wait one hour before use to get the optimum massaging level.
- Do not remove the cover of the appliance. Mishandling the internal components may result in malfunction or electric shock.
- Do not connect or disconnect the power plug from the electrical outlet with wet hands.
- Do not use the appliance if the electrical outlet is loose.
- Do not allow children to play with the appliance.
- Cleaning or maintenance shall not be made by children without supervision.

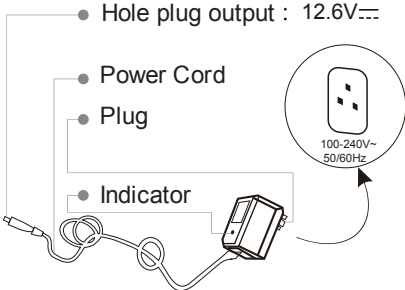
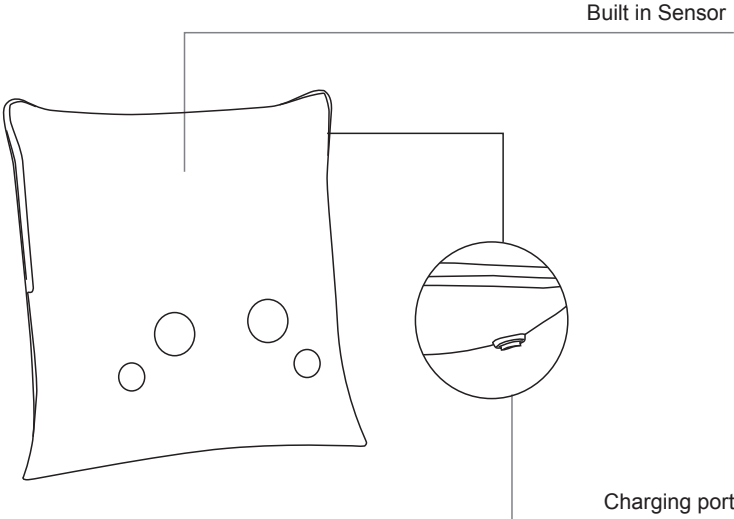
Warranty Claims

1. Warranty is not transferable.
2. This warranty is effective only if the product is purchased from OGAWA.
3. Proof of purchase (original receipt) is required for all warranty repairs.
4. All implied warranties, including but not limited to these implied warranties of fitness and merchantability, are limited to the duration stated in the warranty policy.
5. Damage due to misuse, improper treatment and unauthorized modification and repair are not covered by this warranty.
6. Warranty does not cover accessories and attachments which do not belong to the massage unit.
7. Warranty is not effective to rental, business, commercial, institutional or other non-residential users.
8. All services covered by this warranty must be approved by OGAWA and repaired by authorized technicians only.
9. If replacement parts for defective materials are not available, OGAWA reserves the right to make substitution in lieu of repair or replacement.

Main Unit & Accessories

- A) Massager
- B) Power adapter

Controller Diagram



Product Operation Guide

i. Product features

- Multi-function massager that can be used on every part of the body, especially on the neck, the shoulder, the waist.
- Enhance with heat therapy with massager stimulation to soothe multiple aches and provide a more thorough massage convenient use with just sensor button.
- Light and handy, portable.
- The ergonomic design allows the product to be used in different occasions and places.

ii. Operation instruction

Place the massage pillow on chair or sofa. To activate the massage, place the massage area close to the sensor to turn on. The massage pillow will turn off once leaving the sensor massage pillow.



Touch the sensor to turn ON



Leave the sensor to turn OFF



Waist



Back



Neck



abdomen



Thigh



Calf

Product Maintenance

TO STORE

- Place the massager in this box or in a safe, dry and cool place. Avoid contact with sharp edges or pointed objects that might cut or puncture the surface.
- Please wind up and store the power cord under the appliance bottom frame. Do not hang the unit by the power cord.

TO CLEAN

- Avoid immersing the unit in any liquid during cleaning.
- Unplug the unit and allow it to cool before cleaning.
- Clean only with a soft, slightly damp sponge.
- Do not allow water or any other liquid to go inside the unit.
- Avoid using abrasive cleaners, brushes, gasoline, kerosene, glass/ furniture polish or paint thinner to clean the product.
- Do not attempt to repair the product. For servicing, please contact OGAWA.

CAUTION

- Avoid tearing on the appliance surface.
- Only gentle force should be exerted against the unit in order to eliminate any risk of injury.
- Beware when put on light color PU/fabric seat, some material may have color dyeing
- Beware when put printing document on product, some material may have color dyeing

Product Specifications

Product Name	MY Pillow
Model number	OL0505
Power source	100-240V~
Power frequency	50/60Hz
Power consumption	12W
Voltage	12.6VDC, 1A
Dimension	400*400*135(mm)
Weight	2.4kg

Contact Us



MALAYSIA
Healthy World Lifestyle Sdn Bhd
No. 22 Jalan Anggerik Mokara 31/47
Kota Kemuning, 40460 Shah Alam
Selangor Darul Ehsan, Malaysia
Tel : +603-5121 4286
Fax: +603-5121 4386



HONG KONG, CHINA
OGAWA Health Care International(HK) Ltd
31/F, YHC tower, 1 Sheung Yuet Road
Kowloon Bay
Kowloon
Hong Kong
Tel: +852 3465 6262
Fax: +852 2410 0119



SINGAPORE
OGAWA Health-Care Pte Ltd
27/Tampines Industrial Avenue 5,
T5@Tampines
Singapore 528623
Tel: +065-6846 8588
Fax: +065-6846 7677



VIETNAM
OGAWA Vietnam Co Ltd
2nd floor, Petroland Tower,
12 Tan Trao, Tan Phu ward
District 7
Ho Chi Minh
Tel: +848 54133 222/54133 223
Fax: +848 5416 1736



INDONESIA
PT Healthy World
Lodan Center Block O No 20
Jalan Lodan Raya No 2
Jakarta Utara 14430
Tel : +62 21-6983 1123
Fax: +62 21-6983 1124



PHILIPPINES
O-Healthcare Solution Phil. Inc.
2303, 4th Floor, G&A Building,
Chino Roces Avenue Extension,
Makati City, Philippines
Tel : +632 889 0676 / +632 844 6851
Fax: +632 812 0421

目录

安全说明	12
保修权限	13
主要部件及附件	14
手控器说明	15
产品操作说明	16
产品保养	17
产品规格	18
联络我们	19

安全说明

i. 使用环境

- 请勿在潮湿或灰尘密集的环境下使用本产品，以免导致触电或机器故障。
- 请勿在浴室中使用。
- 请勿在床上使用。
- 请勿将此产品放置于高处或水池等旁边，以免掉落。请存放于安全的地方。
- 请勿坐在此产品上。
- 请勿将此产品放置于电热器旁或阳光直射处。

ii. 健康注意事项

如果您有并发症或身体状态如下，请在使用前先咨询医生的意见：

- 心脏病患者
- 怀孕
- 有任何健康问题

iii. 禁止使用的情况

- 每次使用请勿超过 15 分钟。
- 小孩或残病人士使用时，需有旁人监护。
- 请勿在睡前使用本产品。
- 如果布套破损，请勿使用本产品。
- 如果液体泼溅到产品上，请勿使用本产品。
- 如果使用中产生不正常或严重疼痛时，请勿使用本产品。
- 如果使用中察觉出任何机件故障或不正常状况，请勿使用。
- 请勿在雷电情形发生时使用本产品（充电）。

iv. 注意事项及警告

- 没有充电时，请拔下电源插头。
- 请勿使用非 OGAWA 提供的配件。
- 当电源线或插头损坏时，请勿使用并及时联系 OGAWA 服务中心进行维修检查。
- 请勿使用非该产品配套的开关电源。

安全说明

- 请勿在任何开口处塞入异物。
- 请务必谨慎使用加热表面。请勿让儿童或身心功能障碍者自行使用加热功能，操作不当会存在危险。
- 该产品有加热表面，对于热不敏感的人必须小心使用。
- 请勿扯动电源线来移动本产品。
- 本产品仅为个人使用，不适用于其他用途。
- 请勿在使用中覆盖本产品。
- 请勿挤压或用尖锐物刮破本产品。

v. 注意

- 为确保安全及正确使用，使用前请务必详细参阅本说明书。
- 肢体不健全，感官或精神上有障碍或缺乏相关知识经验的人，必须有人在旁指导且能负责其安全下使用该产品。
- 过度使用可能会导致过热或缩短产品寿命，重复使用时，须让产品冷却一段时间后再使用。
- 正在接受药物或医疗治疗者，请在使用前咨询医师。若您感觉不适，请勿使用本产品。
- 如果在低温室中使用，请勿骤然升高温度。建议逐渐将温度调整到正常温度后，再使用。
- 若将产品从低温的储存室移至较暖的环境中时，请在一小时后再使用本产品，以便获得最佳按摩效果。
- 请勿拆卸本产品。触碰内部机件可能导致故障或触电意外。
- 请勿用潮湿的手安插或拔出电源插头。
- 当电源插座有松动时，请勿使用。
- 避免儿童在产品上玩耍。
- 儿童必须在有监管的条件下才能对产品进行清洁和维护。

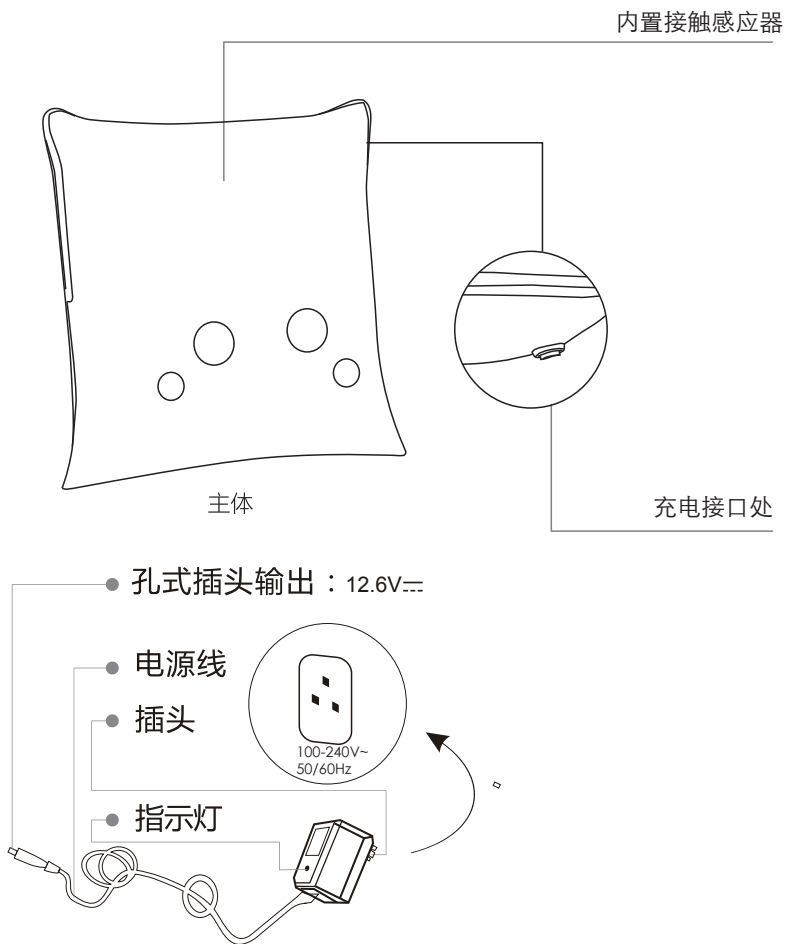
保修权限

1. 本保修权限不可转让。
2. 本保修服务仅对在 OGAWA 购买的产品有效。
3. 当要求保修服务时，请出示购买证明（正本收据）。
4. 所有保修项目，包括但不限于这些健身及适销性的保修项目有效期限需视保修政策而定。
5. 因错误使用、处理不当以及未经授权私自改装和维修产品而导致的损坏，不属于保修范围。
6. 此保修范围不包括不属于产品本身的附件。
7. 此保修范围不适用于租赁、交易、商业、机构或其他非住宅用户。
8. 此保修范围内所涉及的维修服务需经过 OGAWA 授权，且必须由授权的技术人员维修。
9. 若需更换的维修附件缺货，OGAWA 有权采用替代配件进行维修。

主要部件及附件

- A) 按摩器
- B) 电源适配器

手控器说明



产品操作说明

i. 产品特性

- 多用途按摩器，适用于身体各部位，特别是颈部、肩部及腰部。
- 温热理疗功能，多重舒缓酸痛，按摩更深入。使用方便，双键操控，简易操作。
轻巧且携带方便。
- 人体工学曲线设计，兼顾多场合多部位使用，按摩更随心

ii. 操作说明

按摩垫子放在椅子或沙发上，人体靠住按摩垫，智能启动感应开关按摩，当人体离开按摩垫时感应开关自动切断按摩垫电源。



人体接触按摩垫启动



人体离开按摩垫自动关闭电源



腰部



背部



颈部



腹部



大腿



小腿

产品保养

贮藏

- 请将置放于原盒内或者安全、干爽通风的地方，避免以尖状物刮破加热按摩器的表面。
- 请将电源线缠绕在产品底部的固定架下，以便储藏。切勿使用电线悬挂加热按摩器。

清洁

- 切勿将加热按摩器浸于任何溶液中清洗。
- 清洗前切记关掉电源并先冷却。
- 清洗时只须用柔软微湿的海绵抹拭即可。
- 避免水或其它液体进入加热按摩器。
- 切勿用清洁剂、刷子、汽油、煤油、玻璃清洁剂或者稀释剂清洗。
- 切勿自行维修本产品，如需维修服务，请与 OGAWA 售后服务中心联系。

提示

- 避免加热按摩垫外套破损。
- 使用过程中，避免过度用力以免受伤。
- 小心当放在浅色PU/织物座椅上时，一些材料可能会染色。
- 小心当印刷材料放在产品上，一些材料可能会染色。

产品规格

产品名称	MY Pillow
产品型号	OL0505
电压	100-240V~
电频	50/60 赫
功率	12W
瓦	12.6V直流电, 1安
尺寸	400*400*135(mm)
重量	2.4kg

联络我们



马来西亚

Healthy World Lifestyle Sdn Bhd
No. 22 Jalan Anggerik Mokara 31/47
Kota Kemuning, 40460 Shah Alam
Selangor Darul Ehsan, Malaysia
Tel: +603-5121 4286
Fax: +603-5121 4386



中国香港

OGAWA Health Care International(HK) Ltd
31/F, YHC tower, 1Sheung Yuet Road
Kowloon Bay
Kowloon
Hong Kong
Tel:+852 3465 6262
Fax:+852 2410 0119



新加坡

OGAWA Health-Care Pte Ltd
27/Tampines Industrial Avenue 5,
T5@Tampines
Singapore 528623
Tel: +065-6846 8588
Fax: +065-6846 7677



越南

OGAWA Vietnam Co Ltd
2nd floor, Petroland Tower,
12 Tan Trao, Tan Phu ward
District 7
Ho Chi Minh
Tel: +848 54133 222/54133 223
Fax: +848 5416 1736



印尼

PT Healthy World
Lodan Center Block O No 20
Jalan Lodan Raya No 2
Jakarta Utara 14430
Tel: +62 21-6983 1123
Fax: +62 21-6983 1124



菲律宾

O-Healthcare Solution Phil. Inc.
2303, 4th Floor, G&A Building,
Chino Roces Avenue Extension,
Makati City, Philippines
Tel : +632 889 0676 / +632 844 6851
Fax: +632 812 0421

Ogawa is grateful
to have received
these awards:



Ogawa Wellness Hubs : Malaysia . Singapore . Vietnam . Philippines . Indonesia . Myanmar . India . China
Hong Kong . TaiWan . Turkey . Pakistan . Mauritius . Russia . France . Canada
Thailan . Korea . Australia . Dubai . K.S.A . Nigeria . Egypt . Lebanon . Denmark
Sweden . U.S.A