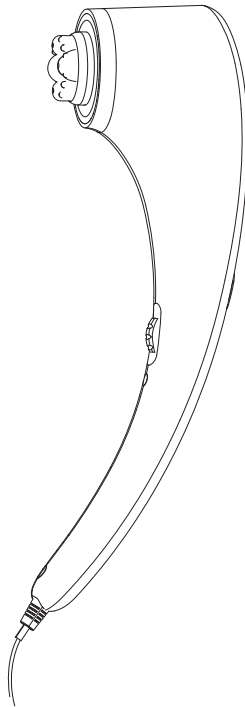




# LENI TOUCH

Handheld Vibration Massager



User Manual  
OL 0361 使用手册



# LENI TOUCH

Handheld Vibration Massager

User Manual

All information is correct at the time of print

# CONTENTS

Safety Instructions	03
Warranty Claims	05
Main Unit & Accessories	06
Controller Diagram	06
Product Operation Guide	07
Product Maintenance	08
Troubleshooting	09
Product Specifications	09
Contact Us	10

# Safety Instructions

## i. Usage environment

- Do not use the appliance in a wet condition or dusty environment as this may result in malfunction or electric shock.
- Do not use the appliance in the bathroom.
- Do not use the appliance on the bed.
- Do not place or store the appliance where it can fall or be pulled into a tub or sink. Place the appliance in a safe location.
- Do not sit on the appliance.
- Do not expose the appliance to a heater or direct sunlight.

## ii. Health precautions

If you are experiencing health complications or conditions as stated below, please consult your doctor before use:

- Suffering from heart disease
- Pregnancy
- Any health concerns

## iii. When the product should not be used

- If the use exceeds 15 minutes at one time.
- This unit should not be used by children or invalids without adult supervision.
- Do not use this product before sleep.
- If the cover is break.
- If water is accidentally spilled onto the appliance.
- If the user feels abnormal or severe pain during the massage.
- If the user detects any malfunction or other abnormal conditions during operation.
- If there is lightning.

## iv. Caution and warning

- Unplug the appliance from the outlet when not in use.
- Do not use any attachments that are not recommended by OGAWA.
- Do not operate this appliance if it has a damaged cord or plug. Please return the unit to OGAWA Service Center for examination and repairs.

# Safety Instructions

- Do not drop or insert any object into any opening.
- Do not lift or carry this appliance by the power cord or any cord.
- This appliance is designed only for personal use, and not for professional purposes.
- Do not cover the appliance during operation.
- Do not crush the appliance and avoid any sharp folds.

## v. Note

- To ensure safe and proper use of the appliance, do not operate it before reading this user manual carefully first.
- The appliance is not intended for use by persons with reduced physical, sensory or mental capabilities, or lack of experience and knowledge. They need to be supervised and instructed about its usage by a person responsible for their safety.
- Extensive usage could lead to excessive heating and a shorter product lifespan. Should this occur, discontinue the use and allow the unit to cool before operating again.
- For people under medication or with a medical condition, please consult your doctor before use. Please do not use the product if you are not feeling well.
- If the appliance is used in a cold room, do not increase the room temperature abruptly. It is advised that the temperature is gradually increased to a normal level.
- If the appliance is stored in a cold place and being taken into a warm environment, please wait one hour before use to get the optimum massaging level.
- Do not remove the cover of the appliance. Mishandling the internal components may result in malfunction or electric shock.
- Do not connect or disconnect the power plug from the electrical outlet with wet hands.
- Do not use the appliance if the electrical outlet is loose.

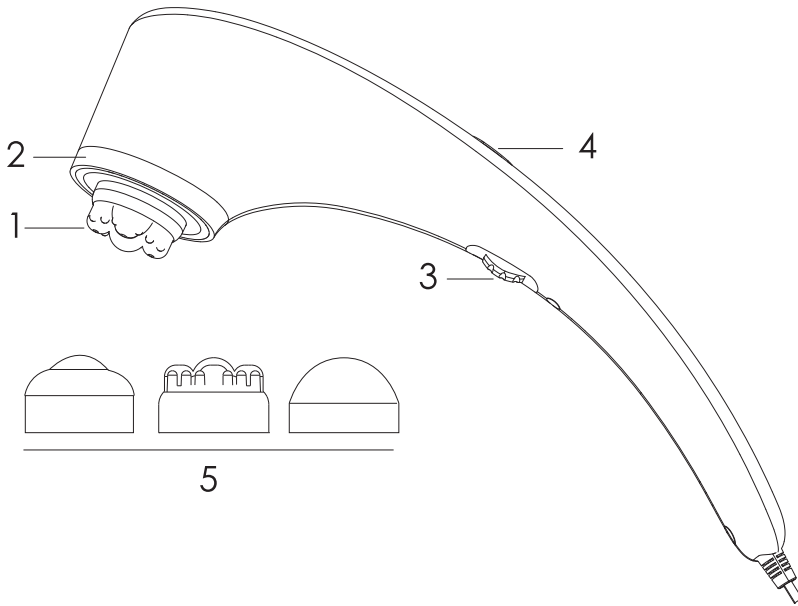
# Safety Instructions

- The appliance is only to be used with power supply provided.
- The appliance can be used by children aged from 8 years and above and persons with reduced physical, sensory or mental capabilities or lack of experience and knowledge if they have been given supervision or instruction concerning use of the appliance in a safe way and understand the hazards involved.
- Children shall not play with the appliance.
- Cleaning and user maintenance shall not be made by children without supervision.

## Warranty Claims

1. Warranty is not transferable.
2. This warranty is effective only if the product is purchased from OGAWA.
3. Proof of purchase (original receipt) is required for all warranty repairs.
4. All implied warranties, including but not limited to these implied warranties of fitness and merchantability, are limited to the duration stated in the warranty policy.
5. Damage due to misuse, improper treatment and unauthorized modification and repair are not covered by this warranty.
6. Warranty does not cover accessories and attachments which do not belong to the massage unit.
7. Warranty is not effective to rental, business, commercial, institutional or other non-residential users.
8. All services covered by this warranty must be approved by OGAWA and repaired by authorized technicians only.
9. If replacement parts for defective materials are not available, OGAWA reserves the right to make substitution in lieu of repair or replacement.

# Main Unit & Accessories



1. Massage Nodes
2. Heating Areas
3. On-Off Switch/Speed Control  
(Infinitely Adjustable Massage Intensity)
4. Heating Function Switch
5. Interchangeable Massage Attachments.

# Product Operation Guide

## **i. Preparation before use**

1. Before Using The Appliance
  - Select the proper massage head.
  - Plug the appliance to the power outlet.

## **ii. Operation guide**

1. To turn on, twist up the speed control until a "click" sound is heard.
2. After the machine been activated. The tapping speed can be change by twist up the speed control.
3. To turn off, twist down the speed control until a "click" sound is heard. The machine will off immediately.
4. Press the heating button to turn on the heat, the heating area will light up showing the heat is activate. Press again, to turn off

## **iii. Benefits from using the appliance**

1. Relieves muscle aches and pain.
2. Relieves tension and reduce stress.
3. Improves blood circulation.

## **iv. After Use**

Unplug the appliance from the power outlet.



# Product Maintenance

## TO STORE

- Place the massager in this box or in a safe, dry and cool place. Avoid contact with sharp edges or pointed objects that might cut or puncture the surface.
- Please wind up and store the power cord under the appliance bottom frame. Do not hang the unit by the power cord.

## TO CLEAN

- Avoid immersing the unit in any liquid during cleaning.
- Unplug the unit and allow it to cool before cleaning.
- Clean only with a soft, slightly damp sponge.
- Do not allow water or any other liquid to go inside the unit.
- Avoid using abrasive cleaners, brushes, gasoline, kerosene, glass/furniture polish or paint thinner to clean the product.
- Do not attempt to repair the product. For servicing, please contact OGAWA.

## CAUTION

- Avoid tearing on the appliance surface.
- Only gentle force should be exerted against the unit in order to eliminate any risk of injury.

# Troubleshooting

This massager is controlled by an integrated chip and is susceptible to power surges from +10% to -15%. Due to this, the massager might display the following:

Problem	Cause	Remedy
Massage head does not move.	Appliance not connected to the power supply.	Connect the plug to the mains supply and switch on the appliance.
	Device does not move.	Switch on the appliance.
	Overheating protection tripped.	Disconnect device from mains power. wait at least 15 minutes. plug in again and switch on.

# Product Specifications

Product Name	Leni Touch
Model number of the product	OL0361
Adaptor voltage	220-240V~
Power frequency	50-60Hz
Power consumption	20W
Dimensions (Length/width/height )	L425mm*W93mm*H140mm
Weight	1 kg±0.1 kg

# Contact Us



**MALAYSIA**  
Healthy World Lifestyle Sdn Bhd  
No. 22 Jalan Anggerik Mokara 31/47  
Kota Kemuning, 40460 Shah Alam  
Selangor Darul Ehsan, Malaysia  
Tel : +603-5121 4286  
Fax: +603-5121 4386



**HONG KONG, CHINA**  
OGAWA Health Care International (HK) Ltd  
31/F, YHC Tower, 1 Sheung Yuet Road  
Kowloon Bay  
Kowloon  
Hong Kong  
Tel : +852 3465 6262  
Fax: +852 2410 0119



**SINGAPORE**  
OGAWA Health-Care Pte Ltd  
27 Tampines Industrial Avenues S,  
T5 @Tampines  
Singapore 528623  
Tel : +065-6846 8588  
Fax: +065-6846 7677



**VIETNAM**  
OGAWA Vietnam Co Ltd  
2nd floor, Petroland Tower,  
12 Tan Trao, Tan Phu ward  
District 7  
Ho Chi Minh  
Tel: +84 8 3775 3093/3775 3094  
Fax: +84 8 3775 3095



**PHILIPPINES**  
O-Healthcare Solution Phil. Inc.  
2303, 4th Floor, G&A Building,  
Chino Roces Avenue Extension,  
Makati City, Philippines  
Tel : +632 889 0676 / +632 844 6851  
Fax: +632 812 0421

# 目录

安全说明	12
保修权限	14
主要部件及附件	15
手控器说明	15
产品操作说明	16
产品保养	17
疑难解答	18
产品规格	18
联络我们	19

# 安全说明

## i. 使用环境

- 请勿在潮湿或灰尘密集的环境下使用本产品，以免导致触电或机器故障。
- 请勿在浴室中使用。
- 请勿在床上使用。
- 请勿将此产品放置于高处或水池等旁边，以免掉落。请存放于安全的地方。
- 请勿坐在此产品上。
- 请勿将此产品放置于电热器旁或阳光直射处。

## ii. 健康注意事项

如果您有并发症或身体状况如下，请在使用前先咨询医生的意见：

- 心脏病患者
- 怀孕
- 有任何健康问题

## iii. 禁止使用的情况

- 每次使用请勿超过 15 分钟。
- 小孩或残病人士使用时，需有旁人监护。
- 请勿在睡前使用本产品。
- 如果外壳破损，请勿使用本产品。
- 如果液体泼溅到产品上，请勿使用本产品。
- 如果使用中产生不正常或严重疼痛时，请勿使用本产品。
- 如果使用中察觉出任何机件故障或不正常状况，请勿使用。
- 请勿在雷电情形发生时使用本产品。

## iv. 注意事项及警告

- 没有使用时，请拔下电源插头。
- 请勿使用非 OGAWA 提供的配件。
- 当电源线或插头损坏时，请勿使用并及时联系 OGAWA 服务中心进行维修检查。

# 安全说明

- 请勿在任何开口处塞入异物。
- 请勿扯动电源线来移动本产品。
- 本产品仅为个人使用，不适用于其他用途。
- 请勿在使用中覆盖本产品。
- 请勿挤压或用尖锐物刮破本产品。

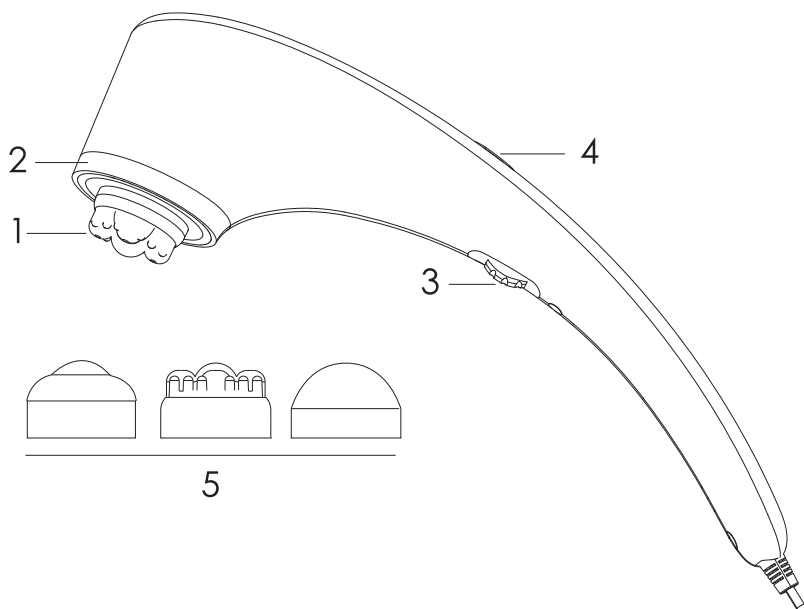
## v. 注意

- 为确保安全及正确使用，使用前请务必详细参阅本说明书。
- 若儿童、身心功能或智能障碍者使用本产品，必须有人在旁指导且能负责其安全。
- 过度使用可能会导致过热或缩短产品寿命，重复使用时，须让产品冷却一段时间后再使用。
- 正在接受药物或医疗治疗者，请在使用前咨询医师。若您感觉不适，请勿使用本产品。
- 如果在低温室中使用，请勿骤然升高温度。建议逐渐将温度调整到正常温度后，再使用。
- 若将产品从低温的储存室移至较暖的环境中时，请在一小时后再使用本产品，以便获得最佳按摩效果。
- 请勿拆卸本产品。触碰内部机件可能导致故障或触电意外。
- 请勿用潮湿的手安插或拔出电源插头。
- 当电源插座有松动时，请勿使用。
- 该产品仅限于与所提供的电源使用。
- 此设备可以让年龄从8岁以上儿童，肢体，感官或心智能力有缺陷，或者缺乏经验知识的人使用，如果他们被监督，或者有经过有关使用本产品安全方式和理解其危害性的指导。
- 如果儿童不受监督，不能进行产品的清洁和用户维护。
- 儿童不得把产品当玩具玩。

# 保修权限

1. 本保修权限不可转让。
2. 本保修服务仅对在 OGAWA 购买的产品有效。
3. 当要求保修服务时，请出示购买证明（正本收据）。
4. 所有保修项目，包括但不限于这些健身及适销性的保修项目有效期限需视保修政策而定。
5. 因错误使用、处理不当以及未经授权私自改装和维修产品而导致的损坏，不属于保修范围。
6. 此保修范围不包括不属于产品本身的附件。
7. 此保修范围不适用于租赁、交易、商业、机构或其他非住宅用户。
8. 此保修范围内所涉及的维修服务需经过 OGAWA 授权，且必须由授权的技术人员维修。
9. 若需更换的维修附件缺货，OGAWA 有权采用替代配件进行维修。

# 主要部件及附件



1. 按摩头
2. 发热位置
3. 电源键/强度调节键
4. 加热键
5. 可更换式按摩头



# 产品操作说明

## i. 使用前准备

1. 使用产品之前
  - 选择合适的按摩头。
  - 请将电源线插入电源插座。

## ii. 操作指导

1. 开启按摩，向上扭转速度调节键直到“卡”一声。
2. 功能启动后，敲击速度可通过速度调节键来改变。
3. 关闭按摩，向下扭转速度调节键直到“卡”一声。
4. 按下“加热”键，启动加热。这时加热灯位置会亮。再按下“加热”键，来关闭加热功能。

## iii. 使用效果

1. 缓解肌肉疼痛。
2. 缓解精神紧张并降低压力。
3. 促进血液循环。

## iv. 使用后

使用完毕之后，整机关闭，拔出电源线。

# 产品保养

## 贮藏

- 请将置放于原盒内或者安全、干爽通风的地方，避免以尖状物刮破加热按摩器的表面。
- 请将电源线缠绕在产品底部的固定架下，以便储藏。切勿使用电线悬挂加热按摩器。

## 清洁

- 切勿将加热按摩器浸于任何溶液中清洗。
- 清洗前切记关掉电源并先冷却。
- 清洗时只须用柔软微湿的海绵抹拭即可。
- 避免水或其它液体进入加热按摩器。
- 切勿用清洁剂、刷子、汽油、煤油、玻璃清洁剂或者稀释剂清洗。
- 切勿自行维修本产品，如需维修服务，请与 OGAWA 售后服务中心联系。

## 提示

- 避免加热按摩垫外套破损。
- 使用过程中，避免过度用力以免受伤。

## 疑难解答

此产品由集成芯片控制，对电压波较为敏感。如果电压波动超过限定电压 +10% 或 -15%，按摩器可能出现以下情况：

异常状况	原因	解决办法
按摩器无法工作	产品没连接电源	重心连接电源线
	产品不敲击	打开电源开关
	产品过热断电	按摩器引擎的温度过高，按摩自动处于温度保护状态。请关闭电源并停止使用 30 - 50 分钟让引擎内部散热。

## 产品规格

产品名称	Leni Touch
产品型号	OL0361
适配器电压	220 - 240V~
电频	50 - 60Hz
功率	20W
尺寸 (长x 宽x 高)	L425mm*W93mm*H140mm
重量	1 kg ± 0.1 kg

# 联络我们

119



## 马来西亚

Healthy World Lifestyle Sdn Bhd  
No. 22 Jalan Anggerik Mokara 31/47  
Kota Kemuning, 40460 Shah Alam  
Selangor Darul Ehsan, Malaysia  
Tel: +603-5121 4286  
Fax: +603-5121 4386



## 中国香港

OGAWA Health Care International (HK) Ltd  
31/F,YHC Tower,1 Sheung Yuet Road  
Kowloon Bay  
Kowloon  
Hong Kong  
Tel: +852 3465 6262  
Fax: +852 2410 0



## 新加坡

OGAWA Health-Care Pte Ltd  
27 Tampines Industrial Avenue 5,  
T5 @ Tampines  
Singapore 528623  
Tel: +065-6846 8588  
Fax: +065-6846 7677



## 越南

OGAWA Vietnam Co Ltd  
2nd floor,Petroland Tower,  
12 Tan Trao,Tan Phu ward  
District 7  
Ho Chi Minh  
Tel: +84 8 3775 3093/3775 3094  
Fax: +84 8 3775 3095



## 菲律宾

O-Healthcare Solution Phil. Inc.  
2303, 4th Floor, G&A Building,  
Chino Roces Avenue Extension,  
Makati City, Philippines  
Tel : +632 889 0676 / +632 844 6851  
Fax: +632 812 0421







Ogawa is grateful  
to have received  
these awards:



Ogawa Wellness Hubs : Malaysia . Singapore . Vietnam . Philippines . Indonesia . Myanmar . India . China  
Hong Kong . Taiwan . Turkey . Pakistan . Saudi Arabia . Mauritius . Russia . France  
Canada