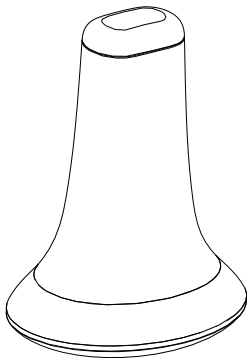




LOVEY TOUCH

Mini Multi Massager



User Manual
OL 0350 使用手册



OGAWA

LOVEY TOUCH

Mini Multi Massager

User Manual

All information is correct at the time of print

CONTENTS

Safety Instructions	03
Warranty Claims	05
Main Unit & Accessories	06
Product Operation Guide	07
Product Maintenance	09
Troubleshooting	10
Product Specifications	10
Contact Us	11

Safety Instructions

i. Usage environment

- Do not use the appliance in a wet condition or dusty environment as this may result in malfunction.
- Do not use the appliance in the bathroom.
- Do not use the appliance on the bed.
- Do not place or store the appliance where it can fall or be pulled into a tub or sink. Place the appliance in a safe location.
- Do not sit on the appliance.
- Do not expose the appliance to a heater or direct sunlight.

ii. Health precautions

If you are experiencing health complications or conditions as stated below, please consult your doctor before use:

- Suffering from heart disease
- Pregnancy
- Any health concerns

iii. When the product should not be used

- If the use exceeds 10 minutes at one time.
- This unit should not be used by children or invalids without adult supervision.
- Do not use this product before sleep.
- If the cover is break.
- If water is accidentally spilled onto the appliance.
- If the user feels abnormal or severe pain during the massage.
- If the user detects any malfunction or other abnormal conditions during operation.

iv. Caution and warning

- Remove out the batteries from appliance when not in use.
- Do not use any attachments that are not recommended by OGAWA.
- Do not operate this appliance if it has a damaged. Please return the unit to OGAWA Service Center for examination and repairs.

Safety Instructions

- Do not drop or insert any object into any opening.
- This appliance is designed only for personal use, and not for professional purposes.
- Do not cover the appliance during operation.
- Do not crush the appliance and avoid any sharp folds.

v. Note

- To ensure safe and proper use of the appliance, do not operate it before reading this user manual carefully first.
- The appliance is not intended for use by persons with reduced physical, sensory or mental capabilities, or lack of experience and knowledge. They need to be supervised and instructed about its usage by a person responsible for their safety.
- Extensive usage could lead to excessive heating and a shorter product lifespan. Should this occur, discontinue the use and allow the unit to cool before operating again.
- For people under medication or with a medical condition, please consult your doctor before use. Please do not use the product if you are not feeling well.
- If the appliance is used in a cold room, do not increase the room temperature abruptly. It is advised that the temperature is gradually increased to a normal level.
- If the appliance is stored in a cold place and being taken into a warm environment, please wait one hour before use to get the optimum massaging level.
- Do not remove the cover of the appliance. Mishandling the internal components may result in malfunction or electric shock.
- Do not assemble batteries with wet hands.

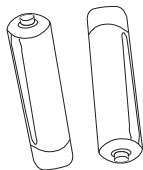
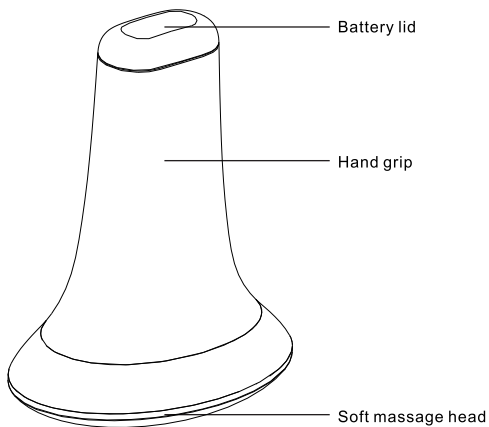
Safety Instructions

- The appliance can be used by children aged from 8 years and above and persons with reduced physical, sensory or mental capabilities or lack of experience and knowledge if they have been given supervision or instruction concerning use of the appliance in a safe way and understand the hazards involved.
- Children shall not play with the appliance.
- Cleaning and user maintenance shall not be made by children without supervision.

Warranty Claims

1. Warranty is not transferable.
2. This warranty is effective only if the product is purchased from OGAWA.
3. Proof of purchase (original receipt) is required for all warranty repairs.
4. All implied warranties, including but not limited to these implied warranties of fitness and merchantability, are limited to the duration stated in the warranty policy.
5. Damage due to misuse, improper treatment and unauthorized modification and repair are not covered by this warranty.
6. Warranty does not cover accessories and attachments which do not belong to the massage unit.
7. Warranty is not effective to rental, business, commercial, institutional or other nonresidential users.
8. All services covered by this warranty must be approved by OGAWA and repaired by authorized technicians only.
9. If replacement parts for defective materials are not available, OGAWA reserves the right to make substitution in lieu of repair or replacement.

Main Unit & Accessories



2pcs of AAA batteries

Product Operation Guide

I. Preparation before use

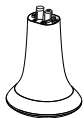
1. Open and rotate the battery lid depend on the direction sign .
2. Install the batteries correctly according to Polarity symbol.
3. Close the battery lid depend on the direction sign.



Open and rotate the battery lid depend on the direction sign .



Install the batteries correctly




Close the battery lid depend on the direction sign.

ii. Operation guide

The machine has no switch, so you should take massager pressure in one part and begin to massage. When working as press only.

1. It is very convenient to take somewhere because it uses 2pcs batteries.
2. It can use freely whether sitting, standing and lie down.
3. It can touch the power switch and motor will roll when it press on one part after it installs batteries.
4. Massage intensity can become stronger when press slightly, and it can massage back and forth.
5. Fairy shape, easy to carry. It is essential health care product of life, work and study.

Schematic diagram of usage



Press it and massage back and forth

Product Operation Guide

iii. Benefits from using the appliance

1. Relieves muscle aches and pain.
2. Relieves tension and reduce stress.
3. Improves blood circulation.

iv. After Use

Remove out the batteries from appliance when not in use.

Product Maintenance

TO STORE

- Place the massager in this box or in a safe, dry and cool place. Avoid contact with sharp edges or pointed objects that might cut or puncture the surface.
- Remove out the batteries from appliance when not in use.

TO CLEAN

- Avoid immersing the unit in any liquid during cleaning.
- Remove out the batteries and allow it to cool before cleaning.
- Clean only with a soft, slightly damp sponge.
- Do not allow water or any other liquid to go inside the unit.
- Avoid using abrasive cleaners, brushes, gasoline, kerosene, glass/furniture polish or paint thinner to clean the product.
- Do not attempt to repair the product. For servicing, please contact OGAWA.

CAUTION

- Avoid tearing on the appliance surface.
- Only gentle force should be exerted against the unit in order to eliminate any risk of injury.

Troubleshooting

The massager might display the following:

Troubles	Non-vibrating	Vibration is weakened
Possible reasons	Press strength is not enough , has not touch the microswitch	Low battery
	Battery not installed	
Solution	Increase the press strength	Replace the new battery
	Install the battery properly	

Return to the service center if the problems still not solved .

Product Specifications

Product Name	LOVEY Touch
Model number of the product	OL0350
Rated voltage	DC 3V AAA batteries x 2
Power consumption	1.5 W
Rated time	10 minutes
Product dimension	117.6mm x 61.5mm x 90.7mm
Weight	0.12 kg

Contact Us



MALAYSIA
Healthy World Lifestyle Sdn Bhd
No. 22 Jalan Anggerik Mokara 31/47
Kota Kemuning, 40460 Shah Alam
Selangor Darul Ehsan, Malaysia
Tel : +603-5121 4286
Fax: +603-5121 4386



HONG KONG, CHINA
OGAWA Health Care International (HK) Ltd
31/F,YHC Tower,1 Sheung Yuet Road
Kowloon Bay
Kowloon
Hong Kong
Tel :+852 3465 6262
Fax:+852 2410 0119



SINGAPORE
OGAWA Health-Care Pte Ltd
27 Tampines Industrial Avenues S,
T5 @Tampines
Singapore 528623
Tel : +065-6846 8588
Fax: +065-6846 7677



VIETNAM
OGAWA Vietnam Co Ltd
2nd floor,Petroland Tower,
12 Tan Trao,Tan Phu ward
District 7
Ho Chi Minh
Tel: +84 8 3775 3093/3775 3094
Fax: +84 8 3775 3095



INDONESIA
PT Healthy World
Lodan Center Block O No 20
Jalan Lodan Raya No 2
Jakarta Utara 14430
Tel : +62 21-6983 1123
Fax: +62 21-6983 1124



PHILIPPINES
O-Healthcare Solution Phil.Inc.
2303, 4th Floor, G&A Building,
Chino Roces Avenue Extension,
Makati City, Philippines
Tel : +632 889 0676 / +632 844 6851
Fax: +632 812 0421

目录

安全说明	13
保修权限	15
主要部件及附件	16
产品操作说明	17
产品保养	19
疑难解答	20
产品规格	20
联络我们	21

安全说明

i. 使用环境

- 请勿在潮湿或灰尘密集的环境下使用本产品，以免导致机器故障。
- 请勿在浴室中使用。
- 请勿在床上使用。
- 请勿将此产品放置于高处或水池等旁边，以免掉落。请存放于安全的地方。
- 请勿坐在此产品上。
- 请勿将此产品放置于电热器旁或阳光直射处。

ii. 健康注意事项

如果您有并发症或身体状态如下，请在使用前先咨询医生的意见：

- 心脏病患者
- 怀孕
- 有任何健康问题

iii. 禁止使用的情况

- 每次使用请勿超过 10 分钟。
- 小孩或残病人士使用时，需有旁人监护。
- 请勿在睡前使用本产品。
- 如果外壳破损，请勿使用本产品。
- 如果液体泼溅到产品上，请勿使用本产品。
- 如果使用中产生不正常或严重疼痛时，请勿使用本产品。
- 如果使用中察觉出任何机件故障或不正常状况，请勿使用。

iv. 注意事项及警告

- 没有使用时，请将电池取出。
- 请勿使用非 OGAWA 提供的配件。
- 当损坏时，请勿使用并及时联系 OGAWA 服务中心进行维修检查。

安全说明

- 请勿在任何开口处塞入异物。
- 本产品仅为个人使用，不适用于其他用途。
- 请勿在使用中覆盖本产品。
- 请勿挤压或用尖锐物刮破本产品。

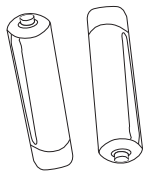
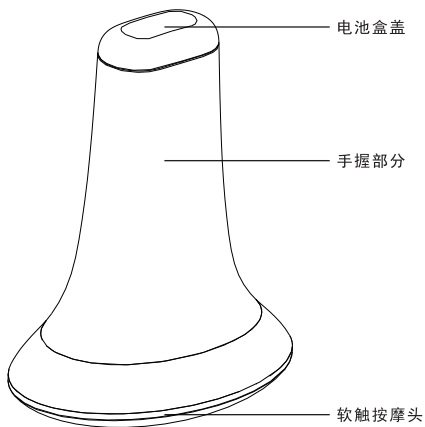
v. 注意

- 为确保安全及正确使用，使用前请务必详细参阅本说明书。
- 若儿童、身心功能或智能障碍者使用本产品，必须有人在旁指导且能负责其安全。
- 过度使用可能会导致过热或缩短产品寿命，重复使用时，须让产品冷却一段时间后再使用。
- 正在接受药物或医疗治疗者，请在使用前咨询医师。若您感觉不适，请勿使用本产品。
- 如果在低温室中使用，请勿骤然升高温度。建议逐渐将温度调整到正常温度后，再使用。
- 若将产品从低温的储存室移至较暖的环境中时，请在一小时后再使用本产品，以便获得最佳按摩效果。
- 请勿拆卸本产品。触碰内部机件可能导致故障或意外。
- 请勿用潮湿的手安装电池。
- 此设备可以让年龄从8岁以上儿童，肢体，感官或心智能力有缺陷，或者缺乏经验知识的人使用，如果他们被监督，或者有经过有关使用本产品安全方式和理解其危害性的指导。
- 如果儿童不受监督，不能进行产品的清洁和用户维护。
- 儿童不得把产品当玩具玩。

保修权限

1. 本保修权限不可转让。
2. 本保修服务仅对在 OGAWA 购买的产品有效。
3. 当要求保修服务时，请出示购买证明（正本收据）。
4. 所有保修项目，包括但不限于这些健身及适销性的保修项目有效期限需视保修政策而定。
5. 因错误使用、处理不当以及未经授权私自改装和维修产品而导致的损坏，不属于保修范围。
6. 此保修范围不包括不属于产品本身的附件。
7. 此保修范围不适用于租赁、交易、商业、机构或其他非住宅用户。
8. 此保修范围内所涉及的维修服务需经过 OGAWA 授权，且必须由授权的技术人员维修。
9. 若需更换的维修附件缺货，OGAWA 有权采用替代配件进行维修。

主要部件及附件



2粒AAA电池

产品操作说明

I. 使用前准备

安装电池步骤示意图

1. 按电池盖上的标识方向旋转打开电池盖。
2. 按照极性符号正确装上电池。
3. 按电池盖上的标识方向旋转锁上电池盖。



打开电池盖。



正确装上电池。




锁上电池盖。

ii. 操作指导

本产品未设置开关，只需要把按摩器压在有需要按摩的位置就可以开始按摩了。按住就工作，松开就停止！十分方便！

1. 本按摩器使用2粒AAA电池，携带方便。
2. 无论坐着、站着还是躺卧都可以自由使用。
3. 装上电池后把按摩器贴紧按摩部位用手轻压按摩器顶部即可触动电源开关电机转动。
4. 按摩时可稍用力按压机器加强按摩力度，也可在按摩部位来回移动。
5. 机身小巧，携带方便，是生活、工作和学习必备保健品。

产品使用图示



压住来回移动按摩

产品操作说明

iii. 使用效果

1. 缓解肌肉疼痛。
2. 缓解精神紧张并降低压力。
3. 促进血液循环。

iv. 使用后

使用完毕之后，取出电池。

产品保养

贮藏

- 请将置放于原盒内或者安全、干爽通风的地方，避免以尖状物刮破按摩器的表面。
- 没使用时，请取出电池。

清洁

- 切勿将按摩器浸于任何溶液中清洗。
- 清洗前请取出电池。
- 清洗时只须用柔软微湿的海绵抹拭即可。
- 避免水或其它液体进入按摩器。
- 切勿用清洁剂、刷子、汽油、煤油、玻璃清洁剂或者稀释剂清洗。
- 切勿自行维修本产品，如需维修服务，请与 OGAWA 售后服务中心联系。

提示

- 避免按摩垫外套破损。
- 使用过程中，避免过度用力以免受伤。

疑难解答

按摩器可能出现以下情况：

故障现象	不振动	振动减弱
可能的原因	按压力度不够，未触动微动开关	电池电量不足
	电池未装好	
处理方法	稍增大按压力度即可	更换新的电池
	将电池正确安装	

如故障仍未解决，请送修。

产品规格

产品名称	LOVEY Touch
产品型号	OL0350
额定电源	DC 3V AAA batteries x 2
功率	1.5 W
额定工作时间	10 分钟
产品尺寸	117.6mm x 61.5mm x 90.7mm
重量	0.12 kg

联络我们



马来西亚

Healthy World Lifestyle Sdn Bhd
No. 22 Jalan Anggerik Mokara 31/47
Kota Kemuning, 40460 Shah Alam
Selangor Darul Ehsan, Malaysia
Tel: +603-5121 4286
Fax: +603-5121 4386



新加坡

OGAWA Health-Care Pte Ltd
27 Tampines Industrial Avenue 5,
T5 @ Tampines
Singapore 528623
Tel: +065-6846 8588
Fax: +065-6846 7677



印尼

PT Healthy World
Lodan Center Block O No 20
Jalan Lodan Raya No 2
Jakarta Utara 14430
Tel: +62 21-6983 1123
Fax: +62 21-6983 1124



中国香港

OGAWA Health Care International (HK) Ltd
31/F, YHC Tower, 1 Sheung Yuet Road
Kowloon Bay
Kowloon
Hong Kong
Tel: +852 3465 6262
Fax: +852 2410 0



越南

OGAWA Vietnam Co Ltd
2nd floor, Petroland Tower,
12 Tan Trao, Tan Phu ward
District 7
Ho Chi Minh
Tel: +84 8 3775 3093/3775 3094
Fax: +84 8 3775 3095



菲律宾

O-Healthcare Solution Phil. Inc.
2303, 4th Floor, G&A Building,
Chino Roces Avenue Extension,
Makati City, Philippines
Tel: +632 889 0676 / +632 844 6851
Fax: +632 812 0421

Ogawa is grateful
to have received
these awards:



PUTRA
BRAND AWARDS 2019
SILVER
Awards for
MALAYSIA'S MOST VALUABLE BRANDS

Ogawa Wellness Hubs : Malaysia . Singapore . Vietnam . Philippines . Indonesia . Myanmar . India . China . Hong Kong . Taiwan . Turkey . Pakistan . Saudi Arabia . Mauritius . Russia . France . Canada . Thailand . Korea . Australia . Dubai . K.S.A . Nigeria . Egypt . Lebanon . Denmark . Sweden . U.S.A