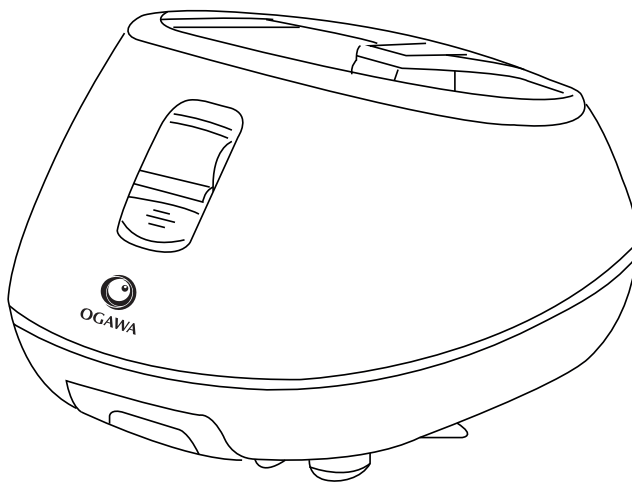




SPA

Steam Massager



User Manual
OF 3006 使用手册



User Manual
All information is correct at the time of print



CONTENTS

Safety Instructions	03
Warranty Claims	06
Product Parts	07
Product Features And Operation Illustrations	08
Product Operation Guide	09
Product Maintenance	10
Troubleshooting	11
Product Specifications	12
Contact Us	13

Thank you for purchasing OGAWA iSpa Steam Massager. Please read the Safety Precautions carefully before using the .

The Safety Precautions are divided into 'warnings' and 'attention' in terms of the degree of danger. This book should be kept available for future reference after reading.



Safety Instructions

a) Important safety instructions

- To ensure a safe and proper operation, please consult the instruction manual carefully before using this product.
- Use this product only as described in this manual.
- Always unplug this product from the electrical outlet immediately after use and before cleaning.
- Do not use this product if you have sensitive skin, neuropathy or poor circulation. Don't let children or people with reduced physical, sensory or mental disabilities use without proper supervision. Improper use may be dangerous.
- Do not use it when the product is no water, shut off immediately.
- Do not use this product if found water leaking out from container.
- Do not pour water directly into the device.
- Stop the massage immediately if you feel any discomfort.
- Never operate this product if it has been dropped, has a damaged cord or plug; experiences a malfunction, or if it has been dropped in water. Please contact an authorized service centre to do the necessary check and repair.
- Do not use the components that are not recommended by OGAWA.
- Do not insert any objects into any openings in the product.
- If you want to cut off the power supply, please make sure you have turned off all the operating controls, as well as remove the power plug from the socket.
- Please do not use this product as a medical device. If you need a professional diagnosis or treatment, please consult a professional medical person.

b) Operating Environment Precautions

- Do not use this massager in humid or extremely dusty environments to avoid malfunction.
- Do not use this massager at a temperature above 40 degree centigrade.
- Do not use this massager outdoors.
- Avoid placing or operating this massager in direct sunlight or near a heating appliance, stove.

Safety Instructions

c) User precautions

- Make sure that this product is far away from any hot surfaces.
- Please consult your doctor before use for those who have the following diseases:
 - Those who have heart disease, malignant tumor, back pain, spinal scoliosis, hypertension, osteoporosis, etc.
 - Those who are pregnant or having a menstrual period.
 - Those who have a physical discomfort, fever, a swelling or inflammation, bruises, allergies, etc.
 - Those who are warned by the doctor not to do any massage to avoid injury or physical discomforts such as blood clots (thrombosis), severe aneurysm, acute venous tumor, all kinds of skin inflammation, infectious skin disease (including subcutaneous tissue inflammation), etc.
 - Warnings: Do not use the massager together with the following medical instruments.
 - 1) Those who are using a pacemaker or other implantable medical equipment.
 - 2) Those who are using an artificial heart.
 - 3) Those who are wearing an electrocardiograph for similar medical equipment.

Otherwise it will cause malfunction for those medical equipment, putting the user's life in danger.

d) Precautions for power supply

- Do not turn on the switch when your hands are wet.
- Do not immerse in or spray water or liquid on the control power switch.

e) Cord/Plug Precautions



- Do not connect or remove the plug with wet hands. Otherwise you will suffer an electric shock or a product malfunction.
- Do not pull the wires when you pull out the power plug. Please hold the plug itself.
- As the default operating time is 10 minutes, all the functions will stop working after 10 minutes. Please unplug this product from the electrical outlet immediately after use.
- Keep the cord away from hot surfaces.
- Do not place the power plug under the product or any heavy items.



Safety Instructions



- Do not wind the power plug around the product lest it should be damaged and cause an electric shock or fire.
- Do not operate this product if it has a damaged cord or plug.
- Do not use this product if the power socket is loose.
- Do not carry this product by its supply cord or use the cord as a handle.
- When the power plug is damaged, please call the service centre or an authorized technical person for the necessary check and maintenance.

Attention

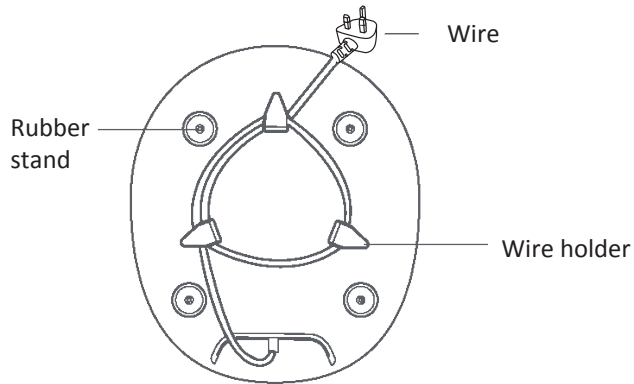
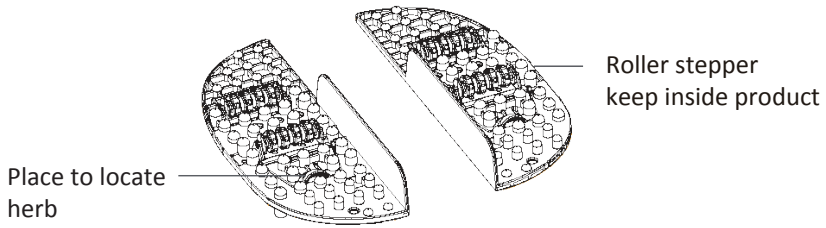
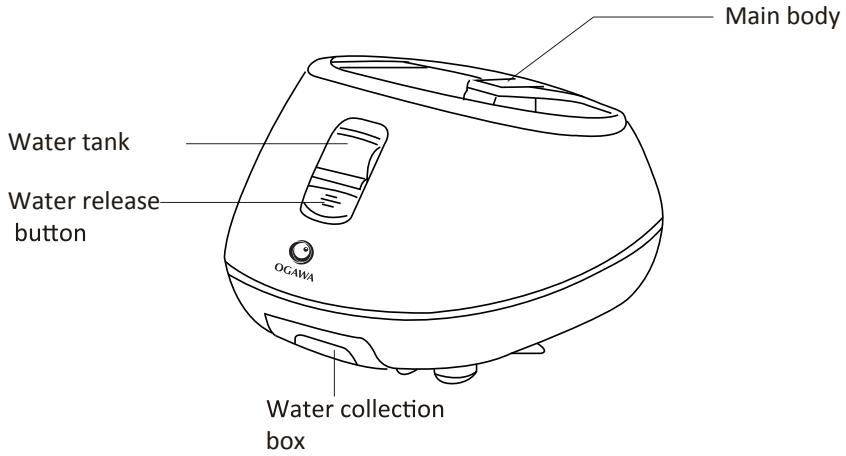
- 
- 
- Do not fall asleep while massager is on.
 - Do not use this product while you are drunk or physically uncomfortable.
 - Don't stand on the product or put a heavy weight on it.
 - Do not use this product for more than 30 minutes.
 - Do not use this product within an hour before or after a meal.
 - When you are using the product at a low room temperature, do not suddenly use the heat function. You can adjust the room temperature to normal room temperature, before starting the heat function.
 - When moving this product from a low temperature storage place to a warmer setting, it may cause malfunction due to water vapor gathered in the components. Set the product in a normal room temperature for one hour before using it.
 - Do not use this product continuously if you find any components damaged or the product in an abnormal condition.
 - When current interruption occurs during your massage, try to avoid further damage due to sudden power restoration.
 - Stop using the product if there is thunder and lightning.
 - Do not allow children to play with the appliance.
 - Cleaning or maintenance shall not be made by children without supervision.
 - The appliance have heated surface. Person insensitive to heat must careful when using the appliance.



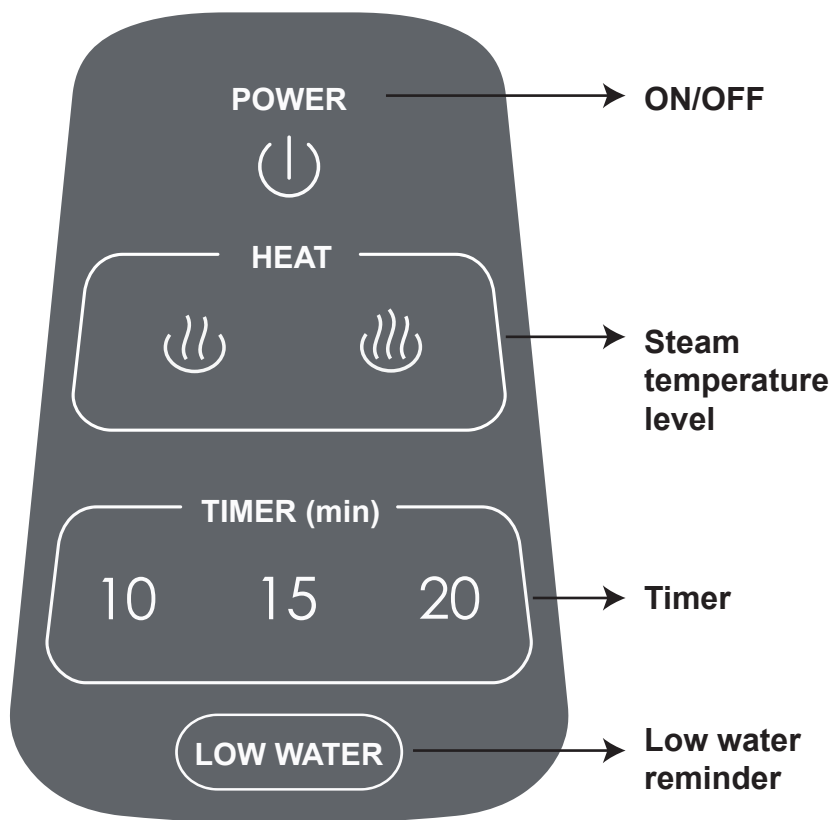
Warranty Claims

1. Warranty is not transferable.
 2. This warranty is effective only if the product is purchased from OGAWA.
 3. Proof of purchase (original receipt) is required for all warranty repairs.
 4. All implied warranties, including but not limited to these implied warranties of fitness and merchantability, are limited to the duration stated in the warranty policy.
 5. Damage due to misuse, improper treatment and unauthorized modification and repair are not covered by this warranty.
 6. Warranty does not cover accessories and attachments which do not belong to the massage unit.
 7. Warranty is not effective to rental, business, commercial, institutional or other non-residential users.
 8. All services covered by this warranty must be approved by OGAWA and repaired by authorized technicians only.
 9. If replacement parts for defective materials are not available, OGAWA reserves the right to make substitution in lieu of repair or replacement.
- 
- 

Product Parts



Operation Instruction





Product Operation Guide

a) Preparation

- Check the product condition
- Sit down, put the leg into the tub

b) Operation Instruction

- Plug in the plug into plug socket
- Use Instruction
- Remove the water tank, fill up with clean water into the product.

Fill up the water tank then assemble back. Press ON/OFF button to activate. Product will operate under low steam temperature level with 10 minute working time.

- Steam temperature available in 2 level, timer available in 3 selection
- Press ON/OFF again to turn OFF the product
- Low water reminder : The red light will turn on when product is empty of water

Remark : After used, press water release button, take out water collection box to clear out all the water. Ensure the product is clean.



Product Maintenance

a) Storage

- Please store it in the packing carton, and put in a safe, dry, well-ventilated, and shaded place.
- Do not twist the power plug.
- Do not hang the power wire and pull the product.
- Avoid sharp items from destroying the surface of the product.
- Please don't store the machine under direct sunlight or in places of high temperature.

b) Clean

- Before cleaning, make sure that the power cord is unplugged from the electrical outlet and that the machine is completely cool.
- Use a damp cloth to clean the product. Ensure the product is completely dry before reuse.



*Attention



- Make sure not to use benzene or thinner and other corrosive detergents to clean the product.

c) Maintenance

- Keep the product clean and store in a dry environment.
- When the product is not in use for a long time, please put a dustproof cover on the product.

Troubleshooting

If you meet the following problems, please referring to the following solutions. If the product is still malfunctioning or doesn't work, please send the product to our service centre or an authorized technician for the necessary checks and repair.

Conditions	Possible reason	Solutions
It doesn't work	<ol style="list-style-type: none">1. Plug isn't connected correctly to the socket.2. Empty of water3. Switch key on control panel isn't on.4. The fuse blows out.	<ol style="list-style-type: none">1. Push the plug firmly into the socket.2. Fill up the water3. Switch on the on/off key on the panel.4. Insert a tooth pick in the small hole of "fuse" under the switch power, before taking out the fuse.
Stop working suddenly	<ol style="list-style-type: none">1. The power switch is off.2. Massage time is over 15 minutes.3. If it is working for a long time, the motor will be protected against overheating.	<ol style="list-style-type: none">1. Check that the power plug is connected well.2. Restart the power supply switch.3. After the product is cooled down, please restart the ON/OFF power.

Product Specifications

Product name	iSpa Steam Massager
Model number of the product	OF 3006
Voltage	AC 220V-240V, 50/60Hz
Power consumption	380W
Timer	10, 15, 20 minutes
Product Dimension	L375mm x W276mm x H446mm

Contact Us



MALAYSIA
Healthy World Lifestyle Sdn Bhd
No. 22 Jalan Anggerik Mokara 31/47
Kota Kemuning, 40460 Shah Alam
Selangor Darul Ehsan, Malaysia
Tel : +603-5121 4286
Fax: +603-5121 4386



HONG KONG, CHINA
OGAWA Health Care International (HK) Ltd
31/F, YHC Tower, 1 Sheung Yuet Road
Kowloon Bay
Kowloon
Hong Kong
Tel: +85 2 3465 6262
Fax: +85 2 2410 0119



SINGAPORE
OGAWA Health-Care Pte Ltd
17 Kaki Bukit Road 2
K. B. Warehouse Complex
Singapore 417846
Tel : +065-6846 8588
Fax: +065-6846 7677



VIETNAM
OGAWA Vietnam Co Ltd
2nd floor, Petroland Tower,
12 Tan Trao, Tan Phu ward
District 7
Ho Chi Minh
Tel: +84 8 54133 222 / 54133 223
Fax: +84 8 5416 1736



PHILIPPINES
O-Healthcare Solution Phil. Inc.
2303, 4th Floor, G&A Building,
Chino Roces Avenue Extension,
Makati City, Philippines
Tel : +632 889 0676 / + 632 844 6851
Fax: +632 812 0421

目录

安全说明	15
保修权限	18
产品部件	19
产品操作说明	20
操作方式及功能说明	21
产品保养	22
疑难解答	23
产品规格	24
联络我们	24

感谢您购买奥佳华iSpa Steam Massager，使用前请仔细阅读操作手册，并特别注意安全事项，以便正确操作和使用本产品。

本手册提供使用者安全及有效的操作方式，请在阅毕后妥为收藏，以便日后参考查询。

安全说明

a) 重要安全事项说明

- 为确保安全及正确使用产品，使用前请务必详细参阅操作手册。
- 请务必依照本操作手册内的产品用途使用本产品。
- 使用完毕后或清洁产品前，请将电源插头从插座中拔除。
- 请勿用于感觉迟钝和过于敏感的皮肤或血液循环不良的部位。切勿让儿童，肢体不健全，感官或者身心功能障碍者自行使用，操作不当可能存在危险。
- 严禁无水使用，当出现缺水提示时，应立刻关闭。
- 严禁在产品本体内倒水使用。
- 如在按摩进行中感到不适，请立即停止按摩。
- 下列状况发生时，切勿使用本产品：电源线或电源插头损坏；操作不正常；曾倾倒或者损伤；曾浸入水中或其他液体。请联系维修服务中心进行检查和维修。
- 请勿使用非OGAWA所推荐的零配件。
- 请勿将物品插入或者掉落产品的任何开口中。
- 若想切断电源，请将所有的操作控制关闭后，将电源插头从插座中拔除。
- 本产品不能作为自我诊断或治疗之用，如需要诊断或治疗，应由专业医疗人员处理。

b) 使用环境

- 请勿在潮湿或过多灰尘的环境下使用产品，以免产品发生故障。
- 请勿在室温高于40° C的环境下使用本产品。
- 请勿将产品放置户外。
- 请勿将产品置放于电热器、炉具附近或者阳光直射处。

安全说明

c) 操作安全

- 确保本产品远离发热表面及区域。
- 此产品不适宜以下人士使用：
 - 心脏病患者、恶性肿瘤患者、背痛、脊椎侧弯或异常、高血压、骨质疏松症等。
 - 孕妇或经期女性。
 - 身体不适者，发烧、身体有红肿或发炎、瘀青、过敏等。
 - 医生叮嘱禁止按摩的人请勿使用，以免导致事故或身体不适如血栓（栓塞）病症；重度动脉瘤；急性静脉瘤；各种皮肤炎；皮肤感染病症（含皮下组织炎症）等。
 - 绝对不能与以下医疗电子仪器一起使用
 - 1) 心脏起搏器等植入式医疗电子仪器。
 - 2) 人工心脏等用来维持生命的医疗电子仪器。
 - 3) 心电图机等佩戴式医疗电子仪器。

否则可能会导致上述医疗电子仪器产生误动作，可能会危及生命。

d) 开关注意事项

- 请勿用湿手操作控制开关。
- 请勿让控制开关接触水等液体。

e) 使用电源插头及电源线须知

- 请勿用潮湿的双手安插或者拔除电源插头，以免触电或者导致机件故障。
- 拔出电源插头时，请握住插头本身，切勿拉扯电线。
- 虽然10分钟自动定时功能会自动停止产品运作，仍请每次使用完毕后，务必将主电源切断。
- 电源线务必与加热表面保持安全距离。
- 请勿将电源线置于产品或任何重物之下。
- 请勿将电源线缠绕于产品上，以免电源线受损而导致触电或者电线走火。
- 当电源线或者电源插头损坏时，切勿继续使用产品。
- 电源插座有松动的状况时，请勿使用产品。
- 请勿以拉扯电源线方式移动产品，或将电源线当握把使用。
- 当电源线损坏时，必须由服务中心或经授权技术人员进行检查及维修。

安全说明

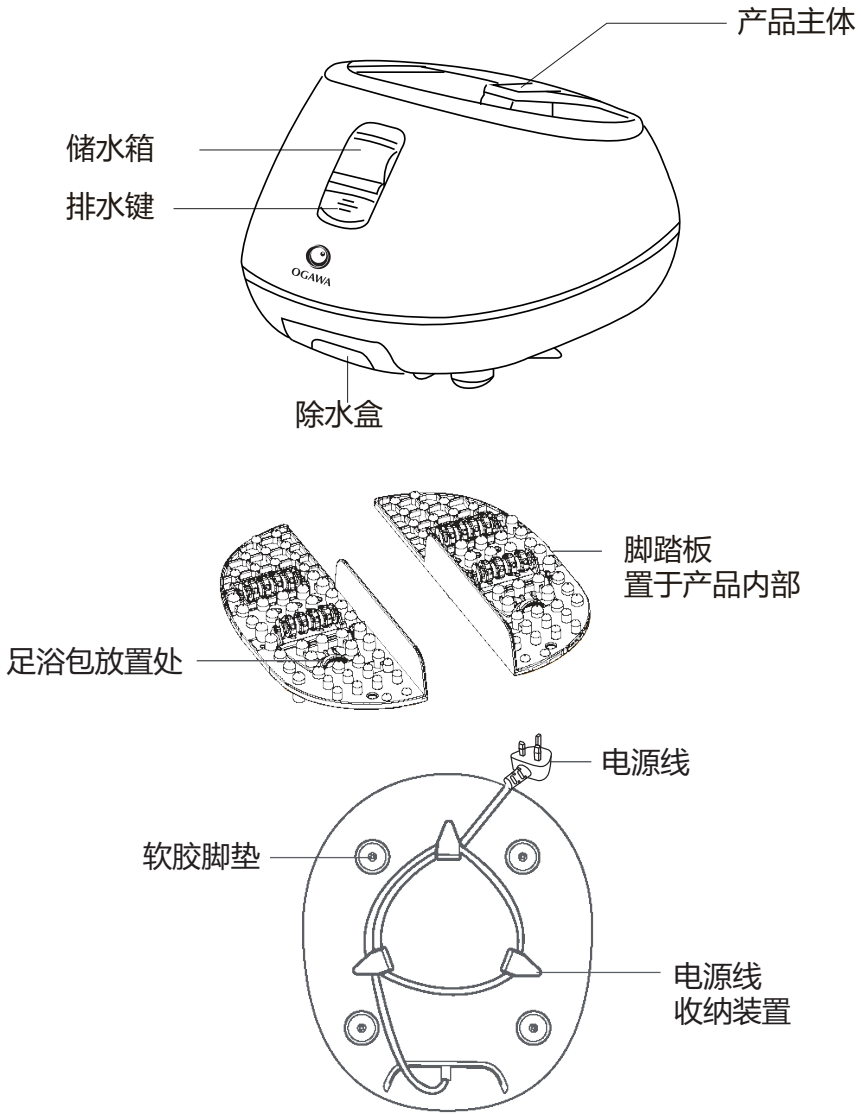
注意

- 请勿在产品操作时入睡。
- 请勿在酒醉或身体不适时使用本产品。
- 请勿站在产品上或重物施压。
- 连续使用本产品时间请勿超过三十分钟。
- 请勿在进食前后一小时使用，以免造成反效果。
- 在偏低室温中使用产品时，切勿骤然使用温热功能，建议将温度逐渐调至正常范围后再使用。
- 若是将产品由低温储存处移至温暖环境使用时，可能会因为机件内水汽聚集而影响产品正常运作，甚至造成机件故障。建议移动后，先将产品在正常室温放置1小时后再开始使用。
- 使用中察觉任何机件故障或不正常状况，请立即停止使用。
- 若在使用中发生电流中断的状况，因注意避免因电力突然恢复而造成使用者受伤。
- 雷电情形发生时，不宜使用本产品。
- 避免儿童在产品上玩耍。
- 儿童必须在有监管的条件下才能对产品进行清洁和维护。
- 该产品的加热表面，对于热不敏感的人必须小心使用。

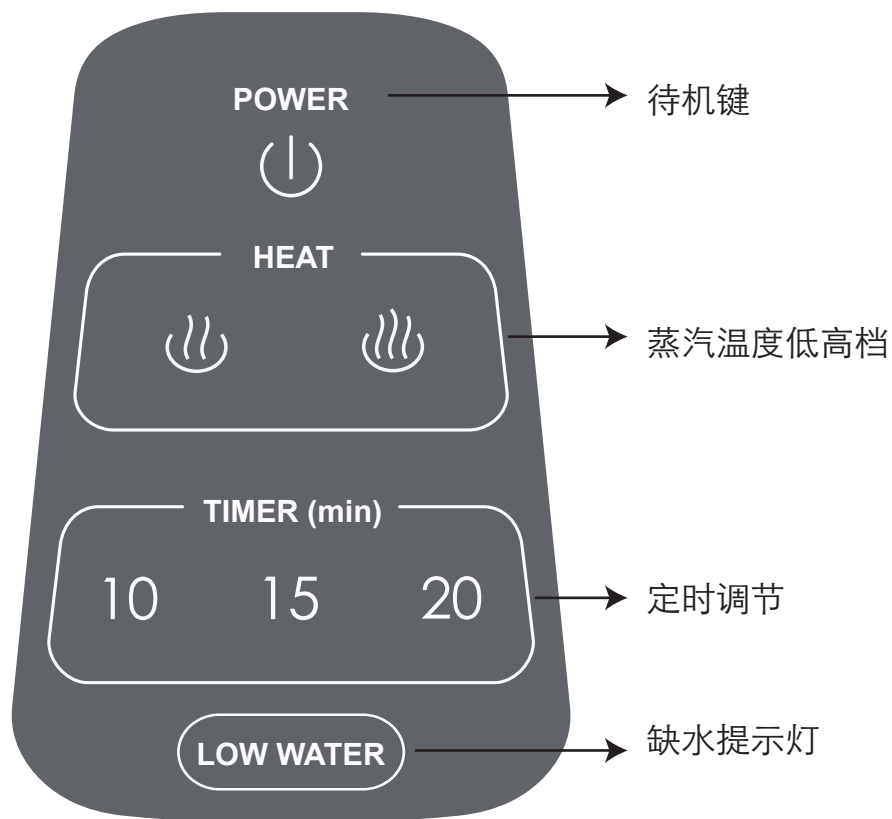
保修权限

1. 本保修权限不可转让。
2. 本保修服务仅对在 OGAWA 购买的产品有效。
3. 当要求保修服务时，请出示购买证明（正本收据）。
4. 所有保修项目，包括但不限于这些健身及适销性的保修项目有效期限需视保修政策而定。
5. 因错误使用、处理不当以及未经授权私自改装和维修产品而导致的损坏，不属于保修范围。
6. 此保修范围不包括不属于产品本身的附件。
7. 此保修范围不适用于租凭、交易、商业、机构或其他非住宅用户。
8. 此保修范围内所涉及的维修服务需经过 OGAWA 授权，且必须由授权的技术人员维修。
9. 若需更换的维修附件缺货，OGAWA 有权采用替代配件进行维修。

产品部件



产品操作说明



操作方式及功能说明

a) 使用前准备

- 检查产品有玩破损。
- 坐好后，将脚放入盆体内。

b) 使用方法

1、将电源线插入220V/50Hz的电源插座上。

2、操作方法

- 打开储水箱盖子，往里面倒入干净的常温水，同时将储水箱装满安然后装回去。
按下待机键，产品开始工作，默认为低温档工作及10分钟定时模式，对应的白色指示灯亮。
- 在开机状态下，在调温区域设定二档温度调节，按下10-15-20不同按键，进行定时的时长调节。
- 再一次按下待机键，产品关闭所有功能。
- 缺水指示灯：当无水时，此红灯点亮。

注：产品停止使用后，请按下排水键，把储水箱内的水排净，并将排水盒抽出把水倒干净，以保证产品清洁。

产品保养

a) 贮藏

- 不使用时，请将产品放入包装盒中，并放置于安全、干燥、通风阳剧、阴凉处。
- 切勿拧曲电源线。
- 切勿使用电源线拖拽产品。
- 避免尖状物刮破产品表面。
- 请勿将产品放置在阳光直射或高温处。

b) 清洁

- 清洁之前，确认总电源开关已关闭，并拔出电源插头。
- 请使用干布清洁产品表面。

*注意

- 切勿使用具有腐蚀性的清洁剂，如苯或稀释剂来清洁产品。

c) 保养

- 保持产品清洁并远离高湿度的场所。
- 如果长时间不使用本产品，请用防尘罩(请自行购买)套住产品，防止落入灰尘。

疑难解答

若在使用此产品时遇到问题，请参考下列几点提示及可能解决方式。若此产品仍处于故障状态请将产品送至服务中心或经授权技术人员进行检查及维修。

故障	原因	处理方法
无法开机。	<ol style="list-style-type: none">1. 未通电。2. 水箱缺水3. 面板开关键未开启。4. 保险丝烧毁。	<ol style="list-style-type: none">1. 接入电源或检查电源是否连接良好。2. 为水箱重新加满水，并确认水箱是否有装到位3. 开启面板开关键。4. 用类似“牙签”大小的物体插入背部总电源开关底下标有"FUZE"上方的小孔弹出保险丝，将备用的保险丝放上。
突然停止操作。	<ol style="list-style-type: none">1. 断电。2. 按摩时间超过。3. 连续使用时间过长，产品过热保护。	<ol style="list-style-type: none">1. 检查电源接口是否接好。2. 重新开启起开关键。3. 产品冷却后重新开启开关键。

产品规格

产品名称	iSpa Steam Massager
产品型号	OF 3006
电压	AC 220 伏特 - 240 伏特, 50/60 赫
功率	380瓦特
定时	10, 15, 20 分钟
产品尺寸	L375mm x W276mm x H446mm

联络我们



马来西亚

Healthy World Lifestyle Sdn Bhd
No. 22 Jalan Anggerik Mokara 31/47
Kota Kemuning, 40460 Shah Alam
Selangor Darul Ehsan, Malaysia
Tel: +603-5121 4286
Fax: +603-5121 4386



中国香港

OGAWA Health Care International (HK) Ltd
九龍灣常悅道一號恩浩國際中心
三十一樓全層
Tel: +85 2 3465 6262
Fax: +85 2 2410 0119



新加坡

OGAWA Health-Care Pte Ltd
17 Kaki Bukit Road 2
K. B. Warehouse Complex
Singapore 417846
Tel: +065-6846 8588
Fax: +065-6846 7677



越南

OGAWA Vietnam Co Ltd
2nd floor, Petroland Tower,
12 Tan Trao, Tan Phu ward
District 7
Ho Chi Minh
Tel: +84 8 54133 222 / 54133 223
Fax: +84 8 5416 1736



菲律宾

O-Healthcare Solution Phil. Inc.
2303, 4th Floor, G&A Building,
Chino Roces Avenue Extension,
Makati City, Philippines
Tel : +632 889 0676 / +632 844 6851
Fax: +632 812 0421



Ogawa is grateful
to have received
these awards:



Ogawa Wellness Hubs : Malaysia . Singapore . Vietnam . Philippines . Indonesia . Myanmar . India . China
Hong Kong . Taiwan . Turkey . Pakistan . Saudi Arabia . Mauritius . Russia . France
Canada

