



360°

Nano Therapy



User Manual
OF 0610 使用手册



360°

Nano Therapy

User Manual

All information is correct at the time of print

CONTENTS

Safety Instructions	03
Warranty Claims	05
Main Unit & Accessories	06
Controller Diagram	06
Product Operation Guide	07
Product Maintenance	08
Troubleshooting	09
Product Specifications	10
Contact Us	11

Safety Instructions

i. Usage environment

- Do not use the appliance in a wet condition or dusty environment as this may result in malfunction or electric shock.
- Do not use the appliance in the bathroom.
- Do not use the appliance on the bed.
- Do not place or store the appliance where it can fall or be pulled into a tub or sink. Place the appliance in a safe location.
- Do not sit on the appliance.
- Do not expose the appliance to a heater or direct sunlight.

ii. Health Precautions

If you are experiencing health complications or conditions as stated below, please consult your doctor before use:

- Suffering from heart disease
- Pregnancy
- Any health concerns

iii. When the product should not be used

- If the use exceeds 15 minutes at one time.
- This unit should not be used by children or invalids without adult supervision.
- Do not use this product before sleep.
- If the fabric cover is torn.
- If water is accidentally spilled onto the appliance.
- If the user feels abnormal or severe pain during the massage.
- If the user detects any malfunction or other abnormal conditions during operation.
- If there is lightning.

iv. Caution and warning

- Unplug the appliance from the outlet when not in use
- Do not use any attachments that are not recommended by OGAWA
- Do not operate this appliance if it has a damaged cord or plug. Please return the unit to OGAWA Service Center for examination and repairs.

Safety Instructions

- Do not drop or insert any object into any opening.
- Handle heated surfaces carefully. The unattended use of the heated surfaces by children or invalids may be dangerous.
- Do not lift or carry this appliance by the power cord or any cord.
- This appliance is designed only for personal use, and not for professional purposes.
- Do not cover the appliance during operation.
- Do not crush the appliance and avoid any sharp folds.

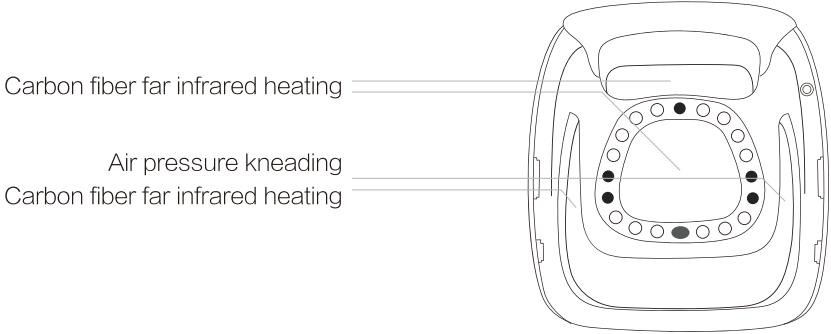
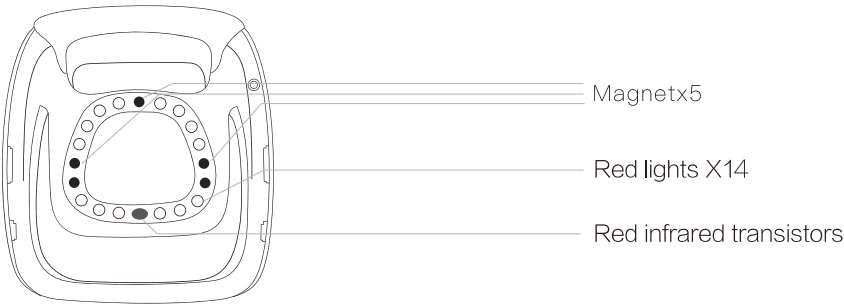
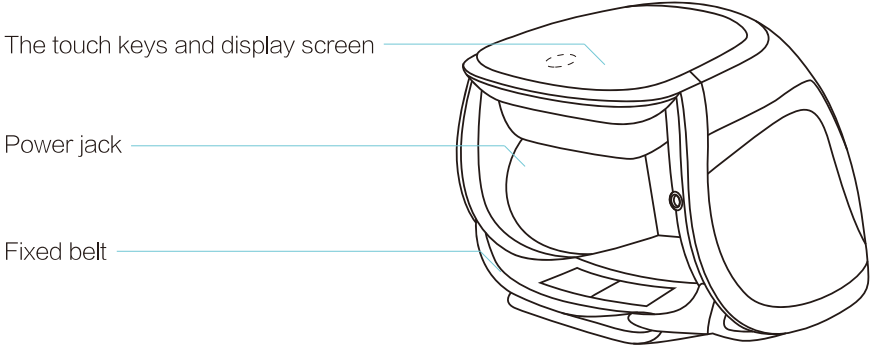
v. Note

- To ensure safe and proper use of the appliance, do not operate it before reading this user manual carefully first.
- The appliance is not intended for use by persons with reduced physical, sensory or mental capabilities, or lack of experience and knowledge. They need to be supervised and instructed about its usage by a person responsible for their safety.
- Extensive usage could lead to excessive heating and a shorter product lifespan. Should this occur, discontinue the use and allow the unit to cool before operating again.
- For people under medication or with a medical condition, please consult your doctor before use. Please do not use the product if you are not feeling well.
- If the appliance is used in a cold room, do not increase the room temperature abruptly. It is advised that the temperature is gradually increased to a normal level.
- If the appliance is stored in a cold place and being taken into a warm environment, please wait one hour before use to get the optimum massaging level.
- Do not remove the cover of the appliance. Mishandling the internal components may result in malfunction or electric shock.
- Do not connect or disconnect the power plug from the electrical outlet with wet hands.
- Do not use the appliance if the electrical outlet is loose.

Warranty Claims

1. Warranty is not transferable.
2. This warranty is effective only if the product is purchased from OGAWA.
3. Proof of purchase (original receipt) is required for all warranty repairs.
4. All implied warranties, including but not limited to these implied warranties of fitness and merchantability, are limited to the duration stated in the warranty policy.
5. Damage due to misuse, improper treatment and unauthorized modification and repair are not covered by this warranty.
6. Warranty does not cover accessories and attachments which do not belong to the massage unit.
7. Warranty is not effective to rental, business, commercial, institutional or other non-residential users.
8. All services covered by this warranty must be approved by OGAWA and repaired by authorized technicians only.
9. If replacement parts for defective materials are not available, OGAWA reserves the right to make substitution in lieu of repair or replacement.

Main Unit & Acces sories

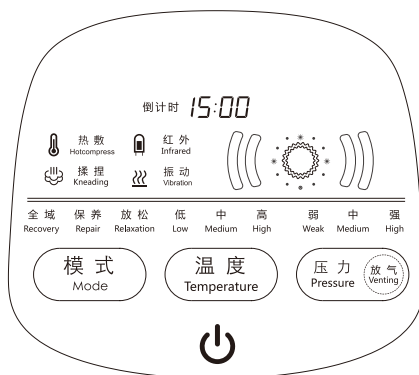


Product Operation Guide

i. Preparation before use

1. Before using the appliance
 - Check if there is any damage to the appliance.
 - Check the appliance is placed in the proper position.

ii. Operation guide



1. Wear the device on your knee and fix it by the belt. Please try to make the device clinging on your knee to make sure the best effect.
2. Connect the power supply. Then, the "ON/OFF" button on display screen will show blue light.
3. Press "ON/OFF" button, the device will start to massage.
4. Once turn on the device, the default mode is "Recovery" mode. The temperature and air bag pressure are in mid level.
5. Press the "Mode" button to switch the massage mode. There are 3 type of massage mode (Recovery - Repair - Relaxation).
6. 3 Level of temperature and air pressure can be adjust to Low > Mid > High.
7. After 15 minutes, the device will stop working. To turn off the device when operate, press and hold the "ON/OFF" button or pull out the power plug, the device will stop working immediately.
8. Each treatment time shall not over than 30 min.

Product Maintenance

TO STORE

- Place the massager in this box or in a safe, dry and cool place. Avoid any contact with sharp edges or pointed objects that might cut or puncture the surface.
- Please wind up and store the power cord under the appliance bottom frame. Do not hang the unit by the power cord.

TO CLEAN

- Close the power button and unplug the unit before cleaning.
- Clean only with a soft, slightly damp sponge.
- The attachable cloth can be used to clean the appliance.

CAUTION

- Avoid using any corrosive detergent, such as Benzene or diluents to clean the appliance.

MAINTENANCE

- Keep the appliance clean and store it away from wet conditions.
- If the appliance is not used for a long time, please use a dust cover (please buy it by yourself) to cover the appliance, to avoid any dust on the product.

Troubleshooting

Number	Product fault description	Possible reasons	The solution
1	When the adapter is connected, the blue light of power button is not lighting	adapter damaged	Change power adapter
2	The touch key no response	there is water on hand	Dry the product surface do not operate by wet hand
3	Red light is not lighting	Chooosed wrong mode	Choose the Recovery or Relaxation mode
4	Laser light is not lighting	choosed wrong mode	Choose the Recovery or Repair mode
		Infrared detect not wearing the device on the knee	wearing the device well on the knee

Product Specifications

Product Name	360 Nano Therapy
Model number of the product	OF 0610
Power source	AC 100~240V
Power frequency	50~60Hz
Power consumption	10W
Timer	15 minutes
Dimensions (Length/width/height)	L 193xW168xH144mm
Weight	790g

Contact Us



MALAYSIA
Healthy World Lifestyle Sdn Bhd
No. 22 Jalan Anggerik Mokara 31/47
Kota Kemuning, 40460 Shah Alam
Selangor Darul Ehsan, Malaysia
Tel : +603-5121 4286
Fax: +603-5121 4386



HONG KONG, CHINA
OGAWA Health Care International (HK) Ltd
31/F,YHC Tower,1Sheung Yuet Road
Kowloon Bay
Kowloon
Hong Kong
Tel:+852 3465 6262
Fax:+852 2410 0119



SINGAPORE
OGAWA Health-Care Pte Ltd
27 Tampine Industrial Avenue 5,
T5 @ Tampines
Singapore 528623

Tel:+065-6846 8588
Fax:+065-6846 7677



VIETNAM
OGAWA Vietnam Co Ltd
2nd floor,Petroland Tower,
12 Tan Trao,Tan Phu ward
District 7
Ho Chi Minh
Tel:+84 8 3775 3093/3775 3094
Fax:+84 8 3775 3095



PHILIPPINES
O-Healthcare Solution Phil. Inc.
2303, 4th Floor, G&A Building,
Chino Roces Avenue Extension,
Makati City, Philippines
Tel : +632 889 0676 / + 632 844 6851
Fax: +632 812 0421

目录

安全说明	13
保修权限	15
主要部件及附件	16
手控器说明	16
产品操作说明	17
产品保养	18
疑难解答	19
产品规格	20
联络我们	21

安全说明

i. 使用环境

- 请勿在潮湿或灰尘密集的环境下使用本产品，以免导致触电或机器故障。
- 请勿在浴室中使用。
- 请勿在床上使用。
- 请勿将此产品放置于高处或水池等旁边，以免掉落。请存放于安全的地方。
- 请勿坐在此产品上。
- 请勿将此产品放置于电热器旁或阳光直射处。

ii. 健康注意事项

如果您有并发症或身体状态如下，请在使用前先咨询医生的意见：

- 心脏病患者
- 怀孕
- 有任何健康问题

iii. 禁止使用的情况

- 每次使用请勿超过 15 分钟。
- 小孩或残病人士使用时，需有旁人监护。
- 请勿在睡前使用本产品。
- 如果布套破损，请勿使用本产品。
- 如果液体泼溅到产品上，请勿使用本产品。
- 如果使用中产生不正常或严重疼痛时，请勿使用本产品。
- 如果使用中察觉出任何机件故障或不正常状况，请勿使用。
- 请勿在雷电情形发生时使用本产品。

iv. 注意事项及警告

- 没有使用时，请拔下电源插头。
- 请勿使用非 OGAWA 提供的配件。
- 当电源线或插头损坏时，请勿使用并及时联系 OGAWA 服务中心进行维修检查。

安全说明

- 请勿在任何开口处塞入异物。
- 请务必谨慎使用加热表面。请勿让儿童或身心功能障碍者自行使用加热功能，操作不当会存在危险。
- 请勿扯动电源线来移动本产品。
- 本产品仅为个人使用，不适用于其他用途。
- 请勿在使用中覆盖本产品。
- 请勿挤压或用尖锐物刮破本产品。

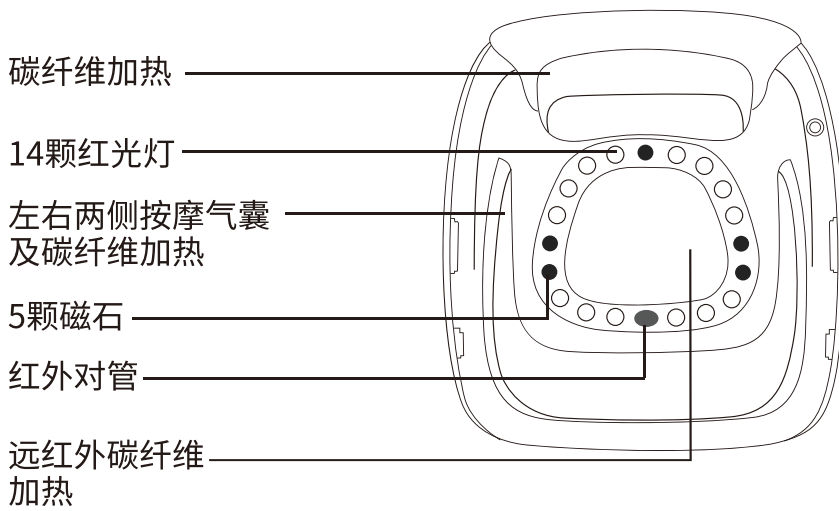

v. 注意

- 为确保安全及正确使用，使用前请务必详细参阅本说明书。
- 若儿童、身心功能或智能障碍者使用本产品，必须有人在旁指导且能负责其安全。
- 过度使用可能会导致过热或缩短产品寿命，重复使用时，须让产品冷却一段时间后再使用。
- 正在接受药物或医疗治疗者，请在使用前咨询医师。若您感觉不适，请勿使用本产品。
- 如果在低温室中使用，请勿骤然升高温度。建议逐渐将温度调整到正常温度后，再使用。
- 若将产品从低温的储存室移至较暖的环境中时，请在一小时后再使用本产品，以便获得最佳按摩效果。
- 请勿拆卸本产品。触碰内部机件可能导致故障或触电意外。
- 请勿用潮湿的手安插或拔出电源插头。
- 当电源插座有松动时，请勿使用。

保修权限

1. 本保修权限不可转让。
2. 本保修服务仅对在 OGAWA 购买的产品有效。
3. 当要求保修服务时，请出示购买证明（正本收据）。
4. 所有保修项目，包括但不限于这些健身及适销性的保修项目有效期限需视保修政策而定。
5. 因错误使用、处理不当以及未经授权私自改装和维修产品而导致的损坏，不属于保修范围。
6. 此保修范围不包括不属于产品本身的附件。
7. 此保修范围不适用于租赁、交易、商业、机构或其他非住宅用户。
8. 此保修范围内所涉及的维修服务需经过 OGAWA 授权，且必须由授权的技术人员维修。
9. 若需更换的维修附件缺货，OGAWA 有权采用替代配件进行维修。

主要部件及附件



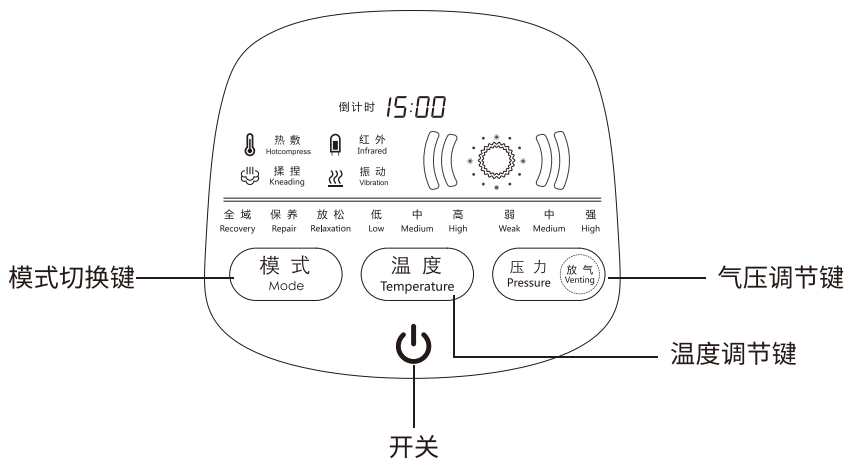
产品操作说明



i. 使用前准备

1. 使用产品前

- 检查产品有无破损。
- 确保产品摆放位置适当。

ii. 使用方法:



1. 将产品戴在膝盖上,用固定带将产品绑在膝盖上,为了达到最佳效果,请将产品尽量紧贴在膝盖上。
 2. 将电源适配器与电源连接后,另一端插入产品的电源插孔。
 3. 短按  键, 产品开始工作。
 4. 产品开启后默认为全城模式、中档温度、中档揉捏压力。
 5. 产品开启后, 短按“模式”键,可切换模式有(全城-保养-放松-全城,依次循环),同时显示屏对应的功能图标更新显示。短按“温度”键,在有加热功能模式下可调节加热温度(低-中-高-中-低,依次循环),显示对应温度档位更新显示。短按“压力/放气”键,可调节气囊揉捏力度大小(中-强-中-弱-中-强,依次循环),显示屏对应力度档位更新显示;长按“压力/放气”键,可紧急放气,同时产品以“嘀嘀”声提示正在放气。
 6. 全城模式:热敷+红外+揉捏+振动;
 7. 保养模式:热敷+揉捏+振动;
 8. 放松模式:热敷+红外+揉捏;
- 产品运行15分钟后,倒计时到00:00时,产品将自动关机。在使用过程中长按  键,产品可紧急关机,停止工作。
每次连续使用时间不超过30分钟为宜。

产品保养

贮藏

- 请将置放于原盒内或者安全、干爽通风的地方，避免以尖状物刮破加热按摩器的表面。
- 请将电源线缠绕在产品底部的固定架下，以便储藏。切勿使用电线悬挂加热按摩器。

清洁

- 清洁之前，确认产品开关已关闭，并拔出电源插头。
- 清洗时只须用柔软微湿的海绵抹拭即可。
- 可拆洗布套可用于清洁本产品。

注意

- 切勿使用具有腐蚀性的清洁剂，如苯或稀释剂来清洁。

保养

- 保持产品清洁并远离高湿度的场所。
- 如果长时间不使用本产品，请用防尘罩（请自行购买）套住产品，防止落入灰尘。

疑难解答

此产品由集成芯片控制，对电压波较为敏感。如果电压波动超过限定电压 + 10 % 或 - 15%，按摩器可能出现以下情况：

问题	可能的原因	解决方法
产品不能工作	产品刚刚完成 15 分钟按摩并自动切换至待机模式。	如果你想再按摩一次，请再次按下电源按钮。
	你已经连续使用本产品长达 45 分钟，导致过热保护装置切断了产品的电源。	重新使用本产品之前，必须先将产品冷却 60 分钟。
产品发热	加热功能为打开状态。	关闭加热功能。
	你已连续让本产品执行了 45 分钟按摩。	关闭产品电源并让其冷却。
产品传出异响	此声音是由于产品的机械结构造成。	此声音是正常的，并不意味着产品的功能出现故障。

产品规格

产品名称	360 Nano Therapy
产品型号	OF 0610
电压	AC 100~240V
电频	50~60Hz
功率	10W
定时	15 minutes
尺寸 (长 x 宽 x 高)	L193xW168xH144mm
重量	790g

联络我们



MALAYSIA
Healthy World Lifestyle Sdn Bhd
No. 22 Jalan Anggerik Mokara 31/47
Kota Kemuning, 40460 Shah Alam
Selangor Darul Ehsan, Malaysia
Tel : +603-5121 4286
Fax: +603-5121 4386



HONG KONG, CHINA
OGAWA Health Care International (HK) Ltd
31/F,YHC Tower,1Sheung Yuet Road
Kowloon Bay
Kowloon
Hong Kong
Tel:+852 3465 6262
Fax:+852 2410 0119



SINGAPORE
OGAWA Health-Care Pte Ltd
27 Tampine Industrial Avenue 5,
T5 @ Tampines
Singapore 528623

Tel:+065-6846 8588
Fax:+065-6846 7677



VIETNAM
OGAWA Vietnam Co Ltd
2nd floor,Petroland Tower,
12 Tan Trao,Tan Phu ward
District 7
Ho Chi Minh
Tel:+84 8 3775 3093/3775 3094
Fax:+84 8 3775 3095



PHILIPPINES
O-Healthcare Solution Phil. Inc.
2303, 4th Floor, G&A Building,
Chino Roces Avenue Extension,
Makati City, Philippines
Tel : +632 889 0676 / +632 844 6851
Fax: +632 812 0421



Ogawa is grateful
to have received
these awards:



Ogawa Wellness Hubs : Malaysia . Singapore . Vietnam . Philippines . Indonesia . Myanmar . India . China
Hong Kong . Taiwan . Turkey . Pakistan . Saudi Arabia . Mauritius . Russia . France
Canada