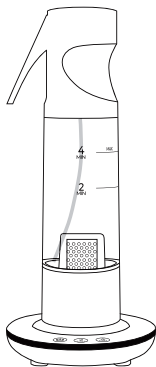




OZONATOR

ANTI-BACTERIAL SANITISING SPRAYER



User Manual
OA 1524 使用手册

IMPORTANT SAFETY INSTRUCTIONS

WHEN USING ELECTRICAL PRODUCTS, BASIC SAFETY PRECAUTIONS SHOULD ALWAYS BE FOLLOWED, INCLUDING THE FOLLOWING:

READ ALL INSTRUCTIONS BEFORE USING.

DANGER – TO REDUCE THE RISK OF ELECTRIC SHOCK:

- DO NOT place or store appliance where it can fall or be pulled into a tub or sink.
- DO NOT place in or drop into water or other liquids.

WARNING – TO REDUCE THE RISK OF BURNS, FIRE, ELECTRIC SHOCK, OR INJURY TO PERSONS:

- DO NOT attempt to modify this product. It has been designed to contain ozone water.
- Remove the sprayer from the base before filling with tap water.

SAVE THESE INSTRUCTIONS

CAUTION – PLEASE READ ALL INSTRUCTIONS CAREFULLY BEFORE OPERATING.

- DO NOT expose the device to fire or excessive temperature. Exposure to fire or temperatures above 265°F may cause explosion.
- DO NOT use distilled or purified water in this product. ONLY use tap water in this product.
- DO NOT add essential oil, vinegar, salt, or any other additives to the water tank.
- ALWAYS store this spray bottle upright and empty. Ozone generator vents air and may cause bottle to leak if laying on its side.

UNIQUE FEATURES & SPECIFICATIONS

REVOLUTIONARY OZONE TECHNOLOGY

An electrolytic generator uses electricity to separate the oxygen atoms from water (H_2O) creating ozone, also known as O_3 . O_3 is scientifically proven as a natural disinfectant and kills up to 99.999% of household germs on a variety of surfaces and objects.

Aqueous ozone is a powerful oxidizer proven to effectively clean, sanitize, and deodorize by destroying bacteria and viruses at the DNA level. Once the ozone dissipates, it is safely converted back to tap water and oxygen. This product is a safe alternative to traditional household cleaners that contain toxins and chemicals. It's versatility allows you to use it on counters, appliances, food, windows, rugs, bathrooms, furniture, toys, stinky odors and so much more. Simply fill, cycle, and clean!

SAFE

Environmentally friendly, nontoxic, and chemical free.

WHY OZONE CLEAN?

- Safe to use around pets and kids
- Easy, powerful and effective
- Reusable, rechargeable, and durable
- Save money and space without the plastic waste
- Third-party tested for safety and effectiveness

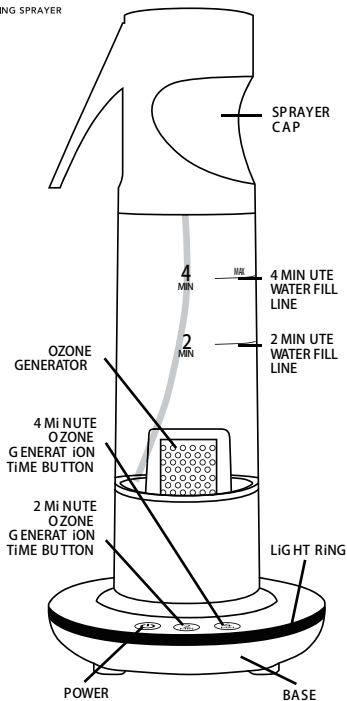
LED INDICATORS

• Breathing green	• Ozone generation in process.
• Solid blue	• Ozone generation is complete and sprayer is ready for use. Blue light will turn off after 1 minute of standby time.



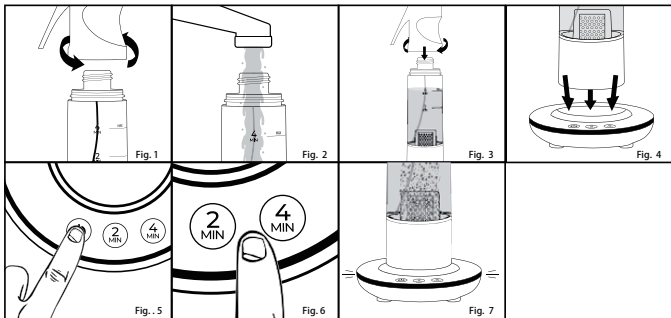
OZONATOR

ANTI-BACTERIAL SANITISING SPRAYER



HOW TO USE

1. Remove sprayer cap (Fig.1).
 2. Fill tank with tap water to either 2 minute or 4 minute water fill line (Fig. 2).
 3. Screw on and secure sprayer cap (Fig. 3).
 4. Place spray bottle on the base and plug the base in (Fig. 4).
 5. Press power button (Fig. 5).
 6. Press desired ozone generation time button (2 minutes or 4 minutes) (Fig. 6).
 7. Light ring and tank will illuminate green while ozone generation is in process and water will begin to bubble (Fig. 7).
 8. Light ring will illuminate blue when ozone generation is complete.
 9. Remove spray bottle from base.
 10. Spray surface and object to clean, sanitize, and deodorize.
- Spray surface until thoroughly wet and allow ozonated water to sit for 30 seconds. Surface should remain visibly wet during this 30-second period.
 - For best results, spray within 30 minutes of ozone generation.
 - Allow ozonated water to sit on surface or object for 30 seconds to kill up to 99.9% of bacteria and viruses.
 - Allow ozonated water to sit on surface or object for 1 minute to kill up to 99.999% of bacteria and viruses.
 - Only tap water should be used in this product. It will not function properly with distilled or purified water.



TROUBLESHOOTING

PROBLEM	POSSIBLE CAUSE	SOLUTION
<ul style="list-style-type: none">Doesn't work	<ul style="list-style-type: none">Not plugged in	<ul style="list-style-type: none">Plug in the adapter to a wall outlet
<ul style="list-style-type: none">Ozone not generating	<ul style="list-style-type: none">Water has been stagnant in tank for too longIf ozone generation buttons pressed successively, water may already be ozonated	<ul style="list-style-type: none">Empty stagnant water and refill the tank with new tap waterOzonated water is ready to use
<ul style="list-style-type: none">Sprayer not working	<ul style="list-style-type: none">Sprayer or sprayer cap is damaged	<ul style="list-style-type: none">Contact HoMedics Consumer Relations to replace

FAQS

HOW DO I KNOW IF THE OZONE IS BEING GENERATED?

The light ring and tank will be illuminated with a breathing green LED light. The tap water in the tank will begin to visibly bubble. Once the ozone generation is complete, the light ring and tank will illuminate blue.

WHAT CAN IT CLEAN, SANITIZE, AND DEODORIZE?

The Ozone Clean Multipurpose Cleaner was designed to be used to sanitize just about anything. Use it to clean, sanitize, and deodorize any surface or object.

CARE AND MAINTENANCE

- Clean product with soft, damp cloth.
- DO NOT use harsh chemicals.
- Only fill this sprayer with tap water. Do not use other types of water.
- DO NOT use vinegar, salt, or chlorine in this product.

Warranty Claims

1. Warranty is not transferable.
2. This warranty is effective only if the product is purchased from OGAWA.
3. Proof of purchase (original receipt) is required for all warranty repairs.
4. All implied warranties, including but not limited to these implied warranties of fitness and merchantability, are limited to the duration stated in the warranty policy.
5. Damage due to misuse, improper treatment and unauthorized modification and repair are not covered by this warranty.
6. Warranty does not cover accessories and attachments which do not belong to the massage unit.
7. Warranty is not effective to rental, business, commercial, institutional or other non-residential users.
8. All services covered by this warranty must be approved by OGAWA and repaired by authorized technicians only.
9. If replacement parts for defective materials are not available, OGAWA reserves the right to make substitution in lieu of repair or replacement.

Product Specifications

Product Name	Ozonator
Model number of the product	OA 1524
Product Source	100V-240V~
Power frequency	50 - 60Hz
Power consumption	DC24V/0.5A
Dimensions	Φ100mm*H228mm
Weight	0.37±0.1kg

Contact Us



MALAYSIA

Healthy World Lifestyle Sdn Bhd
No. 22 Jalan Anggerik Mokara 31/47
Kota Kemuning, 40460 Shah Alam
Selangor Darul Ehsan, Malaysia
Tel : +603-5121 4286
Fax: +603-5121 4386



HONG KONG, CHINA

OGAWA Health Care International (HK) Ltd
31/F, YHC Tower, 1 Sheung Yuet Road
Kowloon Bay
Kowloon
Hong Kong
Tel: +852 3465 6262
Fax: +852 2410 0119



SINGAPORE

OGAWA Health-Care Pte Ltd
27 Tampine Industrial Avenue 5,
T5 @ Tampines
Singapore 528623

Tel: +065-6846 8588
Fax: +065-6846 7677



VIETNAM

OGAWA Vietnam Co Ltd
2nd floor, Petroland Tower,
12 Tan Trao, Tan Phu ward
District 7
Ho Chi Minh
Tel: +84 8 3775 3093/3775 3094
Fax: +84 8 3775 3095



PHILIPPINES

O-Healthcare Solution Phil. Inc.
2303, 4th Floor, G&A Building,
Chino Roces Avenue Extension,
Makati City, Philippines
Tel : +632 889 0676 / +632 844 6851
Fax: +632 812 0421