

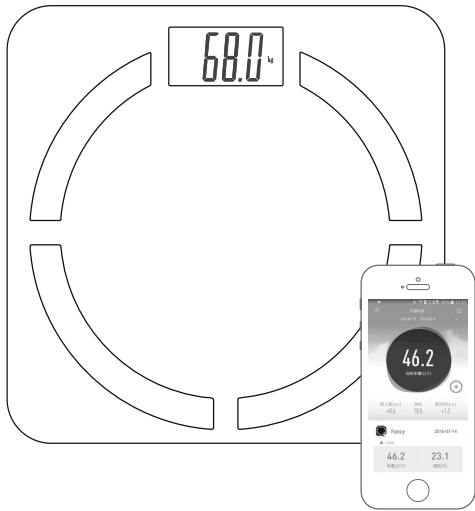


封面 142mm

210mm



IntelLAB
bluetooth body scale



User Manual
AC 1202 使用手册

Contents

Instruction

- Product instruction 1
- Safety warning 1
- Main parts 1
- Battery installation 2

Measuring

- APP Instruction 3
- APP Installation 4
- Registration 5
- measuring 6
- Pairing / unbinding 6-7
- Measure data and report 7-8
- Family members adding and recognition 8

Features

- recycling 10
- Maintain 10
- Warranty Claim 11
- Contact Us 12

Instruction

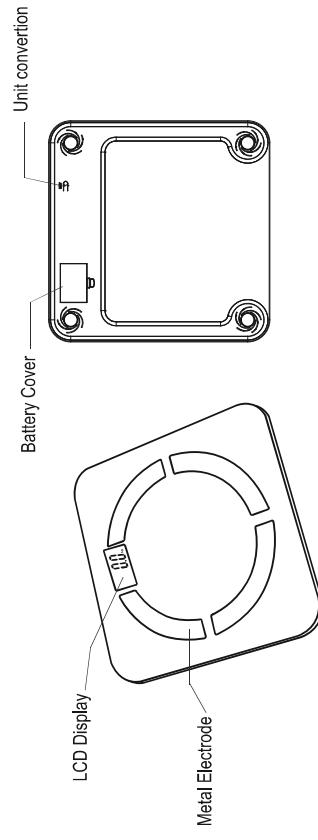
Product instruction:

Bluetooth scale helps you to store and keep track of your weight on mobile devices by OKOK app. This scale can transmit data of your Body fat, body hydration, body muscle, body bone, metabolism, BMI, Visceral Fat, Protein, Obesity Degree, Body Age, Weight without fat etc.to your smart devices via bluetooth.

Safety warning :

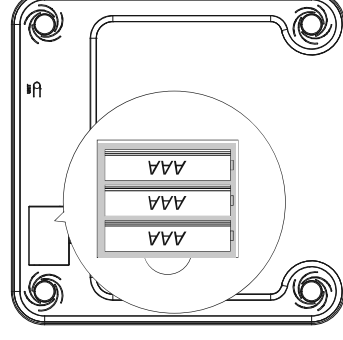
1. Those who use heart pacemaker or with other implanted medical device should not use the device. That's because Bio-electric current through the body when measuring. Then the medical devices may not work normally.
2. The Fat%,hydration% content evaluated by the scale is only for reference(not for medical purpose). If your Fat%,hydration% content is over/below normal level ,please consult your doctor for more advice.
3. People with below conditions are not advisable using the device: children under 10, elder above 80, and pregnant women.

Main parts:



Battery installation

1. Open the battery cover on the backside of the product.
2. Install the batteries and ensure + /- terminals are correct.
3. Close the battery door.

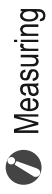


Under below condition, please change new batteries

- Display 
- Dimmer display
- Nothing display


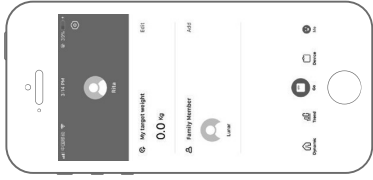
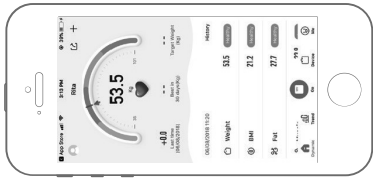
※ Note:

- Please use corresponding battery.
- Please remove battery if it is not being used for a long time.

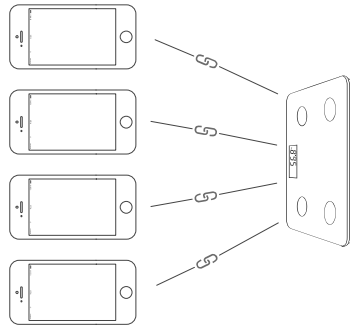


APP Instruction


Main page overview



8 users' memory




Detailed measure data



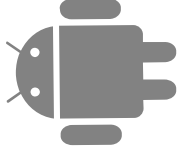
- Body fat
- Body hydration
- Body muscle
- Body bone
- Metabolism
- 8 users
- BMI
- Visceral Fat
- Protein
- Obesity Degree
- Body Age
- Weight without Fat

APP Installation

1. Compatible with the following mobile OSes:



IOS 7.0



Android 4.3



Bluetooth 4.0

2. Turn on your mobile phone's bluetooth and WIFI or 3G/4G.

3. Scan the QR below to install OKOK app.

also you can download OKOK app from the App store(for IOS only).

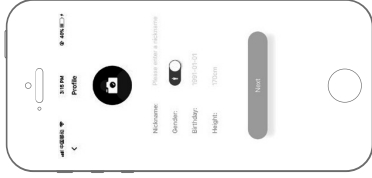


Registration


Login



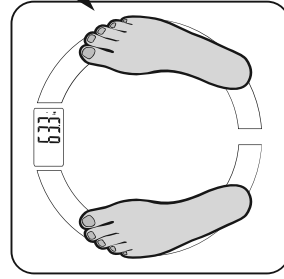
profile setting



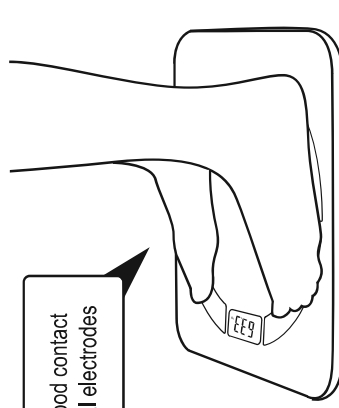
Target weight setting



measuring



Make sure good contact with the metal electrodes



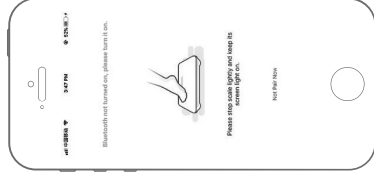
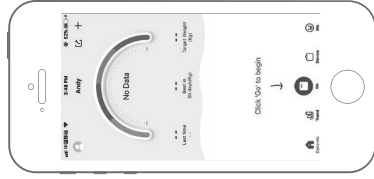
Place the scale on a hard, flat platform

Tips:

1. Step on the scale with bear feet.

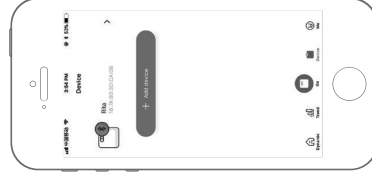
Pairing

Click "Go" on the main page to finish the binding.



unbinding

Press "Device" on the main page to finish unbinding



Measure data and report

Showing weight



Showing all measure values



Health data analyze & health tips

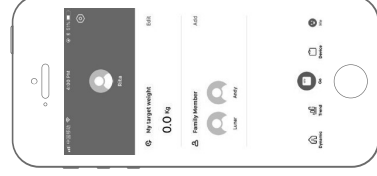
In the health score page, tap on every measurement, the analysis and health tip will come out

Body fat, body hydration, body muscle, body bone, metabolism, BMI, Visceral Fat, Protein, Obesity Degree, Body Age, Weight without fat

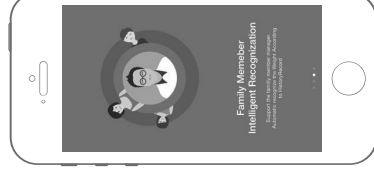


Family members adding and recognition

Press "Me" on main page, to add more family members



A total of 8 family members can be added.
Using a 3-kg difference in weight, the scale automatically recognise the family member.




Features

Item	Parameter
Capacity	180kg/397lb/28st:5lb
Division	0.1KG/0.2lb/1lb
Unit	kg; lb; st:lb
High fat indication	ErrH
Low fat indication	ErrL
Height range	100 ~ 240/cm;3' 3 ~ 7' 10/ft inch
Measuring body fat range	5% ~ 50%
Measuring water range	10% ~ 80%
Measuring bone range	0.5kg ~ 8.0kg
Measuring muscle range	10% ~ 80%
Auto identification range	3kg


recycling

When no longer functional an electronic product should be disposed of with the least possible environmental impact. The device should be disposed of according to your local municipal regulations, but in most cases you can take the product to your local recycling centre.




Product maintain

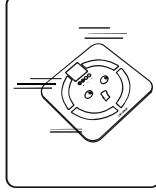
Please follow below instruction to maintain the product, so that to keep it in good condition.



Avoid to use the scale in humid, overheat or overcold environment. (temperature range from $-20\sim 60^{\circ}\text{C}$)



Do not put the product in water or wash it with water, to clean the scale with a slightly damp cloth when it is dirty.



Do not drop, shock or strike the scale as it is a precise instrument.

Warranty Claims

1. Warranty is not transferable.
2. This warranty is effective only if the product is purchased from OGAWA.
3. Proof of purchase (original receipt) is required for all warranty repairs.
4. All implied warranties, including but not limited to these implied warranties of fitness and merchantability, are limited to the duration stated in the warranty policy.
5. Damage due to misuse, improper treatment and unauthorized modification and repair are not covered by this warranty.
6. Warranty does not cover accessories and attachments which do not belong to the message unit.
7. Warranty is not effective to rental, business, commercial, institutional or other non-residential users.
8. All services covered by this warranty must be approved by OGAWA and repaired by authorized technicians only.
9. If replacement parts for defective materials are not available, OGAWA reserves the right to make substitution in lieu of repair or replacement.

Contact Us



MALAYSIA

Healthy World Lifestyle Sdn Bhd
No. 22 Jalan Anggerik Mokara 31/47
Kota Kemuning, 40460 Shah Alam
Selangor Darul Ehsan, Malaysia
Tel : +603-5121 4286
Fax: +603-5121 4386



HONG KONG, CHINA

OGAWA Health Care International (HK) Ltd
31/F, YHC Tower, 1 Sheung Yuet Road
Kowloon Bay
Kowloon
Hong Kong
Tel : +852 3465 6262
Fax: +852 2410 0119



SINGAPORE

OGAWA Health-Care Pte Ltd
27 Tampines Industrial Avenue 5,
T5 @ Tampines
Singapore 528623
Tel : +065-6846 8588
Fax: +065-6846 7677



VIETNAM

OGAWA Vietnam Co Ltd
2nd floor, Petroland Tower,
12 Tan Trao, Tan Phu ward
District 7
Ho Chi Minh
Tel : +84 8 541 33 222 / 54133 223
Fax: +84 8 5416 1736



INDONESIA

PT Healthy World
Lodan Center Block O No 20
Jalan Lodan Raya No 2
Jakarta Utara 14430
Tel : +62 21-6983 1123
Fax: +62 21-6983 1124



PHILIPPINES

O-Healthcare Solution Phil.Inc.
2303, 4th Floor, G&A Building,
Chino Roces Avenue Extension,
Makati City, Philippines
Tel : +632 889 0676 / + 632 844 6851
Fax: +632 812 0421

目录

使用前准备

产品介绍	1
注意事项	1
产品主要部件	1
电池的安装与更换	2
测量过程	
APP功能介绍	3
APP安装	4
注册用户信息	5
测量	6
绑定/解绑蓝牙秤	6-7
测量显示数据及报告	7-8
家庭成员的增加与识别	8
技术参数	9
回收/环保	9
产品保养	10
保修权限	11
联系我们	12

使用前准备

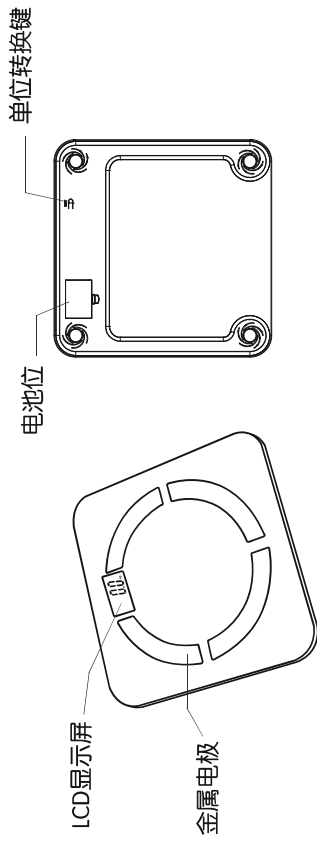
产品介绍:

蓝牙电子秤通过使用OKOK健康APP利用蓝牙传输接收电子秤测得人体体型、肥胖度、体重、BMI、体脂率、脂肪重量、骨骼肌重量、骨骼肌重量、内脏脂肪、水份、含水量、基础代谢、骨量、蛋白质、去脂体重、身体年龄、身体分数等数据, 让您可以直接在手机上进行数据管理, 可以实时了解自己的身体状况各项指标。

注意事项:

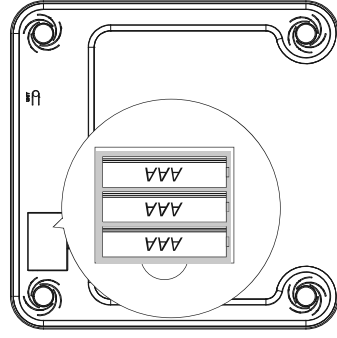
1. 体内装有心脏起搏器等医疗器械者, 严禁使用该产品。因为产品测量的时候, 会有生物电流通过体内, 可能会影响体内医疗器械正常工作, 造成严重后果。
2. 测出脂肪, 水份等数据只做参考(不作医用), 如果测出数据高于或低于正常水平, 应向医生咨询。
3. 低于10岁儿童、高于80岁老人、孕妇, 不建议使用本产品。

产品主要部件:



主机电池的安裝与更換

1. 如下图所示，在主机背部，打开电池盖。
2. 按正负极安裝電池。
3. 盖好電池盖。



当出现以下情况时，請更換所有電池

- 出現此显示
- 显示屏变暗
- 按键后显示屏未亮起

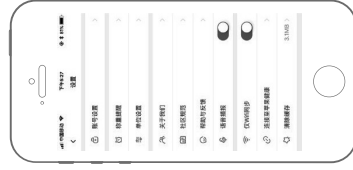
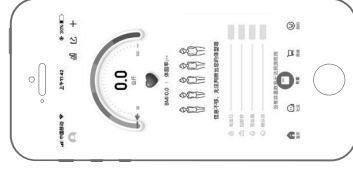
※ 注意:

- 請始終使用正確的電池種類，以保證本產品正常工作及不受損壞。
- 長時間不使用本產品時，應將電池從產品中取出。

測量过程

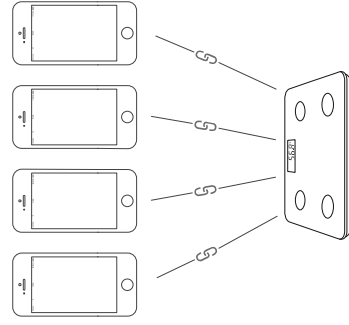
APP功能介绍

主页面概括



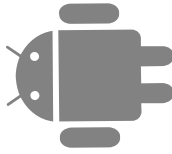

可支持8个用户使用，自动识别用户

測量数据指数全面解析



APP安装

1. 适用于以下智能系统。



IOS 7.0

Android 4.3

Bluetooth 4.0

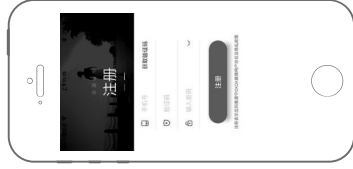
2. 开启蓝牙。

3. 手机连接网络（建议WIFI或4G），扫描下面二维码，下载安装OKOK APP，IOS系统也可以直接在APPStore上直接搜索OKOK下载。



注册用户信息

注册



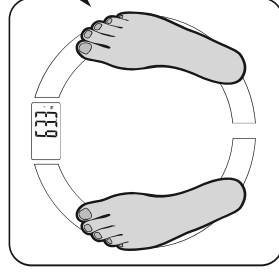
完善个人信息



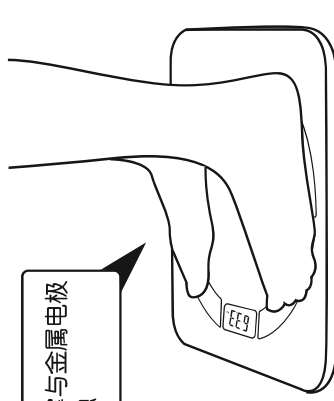
目标体重



测量



保证两脚掌与金属电极的良好接触




- 温馨提示：
1. 赤裸双脚，站在秤上。

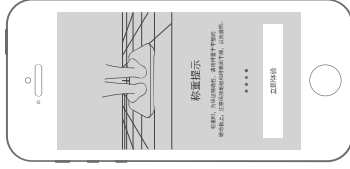
将秤放置于平整的硬地面上称重

绑定蓝牙秤

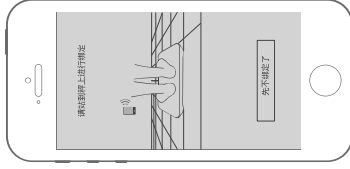
打开蓝牙



站在电子秤上启动



进行绑定和配对



解绑

在“菜单设置”“我的设备”中绑定蓝牙秤。打开绑定界面，站在秤上，APP接收到重量数据后点击确定绑定或解绑。




测量显示数据及报告

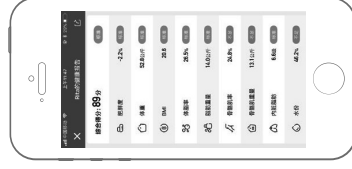
体重显示



以及身体指标数据

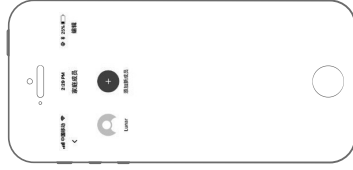
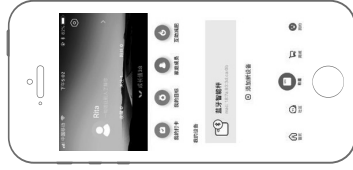


测量报告页面显示用户各项指标测量数据，点击各项数据即能看到每项数据指标详情
测量报告数据包括：人体体型、肥胖度、BMI、体脂率、脂肪重量、骨骼肌率、骨骼肌重量、内脏脂肪、水份、含水量、基础代谢、骨量、蛋白质、去脂体重、身体年龄、身体分数等以及健康提示



家庭成员的增加与识别

在“菜单设置”中可添加家庭成员，最多可支持8个用户使用称重时根据用户的体重进行智能匹配，自动识别为3kg。



技术参数

项目	参数
量程	180kg/397lb/28st.5lb
分度	0.1KG/0.2lb/1lb
单位	kg; lb; st;lb
脂肪太高显示	ErrH
脂肪太低显示	ErrL
身高范围	100 ~ 240/cm;3' 3 ~ 7' 10/ft inch
脂肪测量范围	5% ~ 50%
水份测量范围	10% ~ 80%
骨骼测量范围	0.5kg ~ 8.0kg
肌肉测量范围	10% ~ 80%
自动识别范围	3kg


回收/环保

当产品不能使用需弃置时，请尽量不要对环境造成影响，应将其按当地要求处理，或将其交指定回收中心。

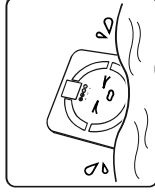


产品保养

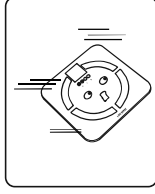
为确保本产品发挥最佳性能，请遵照以下维护指南。



避免将其存放于潮湿，高温或
极度低温环境下，产品储存温度
为-20~60℃



请勿将其浸入水中或用水冲洗冲
秤体，若表面有污渍，请用湿布擦
干净



避免主机受到碰撞或强烈冲击

保修权限

1. 本保修权限不可转让。
2. 本保修服务仅对在OGAWA购买的产品有效。
3. 当要求保修服务时，请出示购买证明（正本收据）。
4. 所有保修项目，包括但不限于这些健身及适销性的保修项目有效期限需视保修政策而定。
5. 因错误使用、处理不当以及未经授权私自改装和维修产品而导致的损坏，不属于保修范围。
6. 此保修范围不包括不属于产品本身的附件。
7. 此保修范围不适用于租赁、交易、商业、机构或其他非住宅用户。
8. 此保修范围内所涉及的维修服务需经过OGAWA授权，且必须由授权的技术人员进行维修。
9. 若需更换的维修附件缺货，OGAWA有权采用替代配件进行维修。

联络我们



马来西亚
 Healthy World Lifestyle Sdn Bhd
 No. 22 Jalan Anggerik Mokara 31/47
 Kota Kemuning, 40460 Shah Alam
 Selangor Darul Ehsan, Malaysia
 Tel: +603-5121 4286
 Fax: +603-5121 4386



中国香港
 OGAWA Health Care International (HK) Ltd
 31/F, YHC Tower, 1 Sheung Yuet Road
 Kowloon Bay
 Kowloon
 Hong Kong
 Tel: +852 3465 6262
 Fax: +852 2410 0119



新加坡
 OGAWA Health-Care Pte Ltd
 27 Tampines Industrial Avenue 5,
 T5 @ Tampines
 Singapore 528623
 Tel: +065-6846 8588
 Fax: +065-6846 7677



越南
 OGAWA Vietnam Co Ltd
 2nd floor, Petroland Tower,
 12 Tan Trao, Tan Phu ward
 District 7
 Ho Chi Minh
 Tel: +84 8 54133 222 / 54133 223
 Fax: +84 8 5416 1736



印尼
 PT Healthy World
 Lodan Center Block O No 20
 Jalan Lodan Raya No 2
 Jakarta Utara 14430
 Tel: +62 21-6983 1123
 Fax: +62 21-6983 1124



菲律宾
 O-Healthcare Solution Phil. Inc.
 2303, 4th Floor, G&A Building,
 Chino Roces Avenue Extension,
 Makati City, Philippines
 Tel : +632 889 0676 / + 632 844 6851
 Fax: +632 812 0421



Ogawa is grateful
 to have received
 these awards:



Ogawa Wellness Hubs : Malaysia . Singapore . Vietnam . Philippines . Indonesia . Myanmar . India . China
 Hong Kong . Taiwan . Turkey . Pakistan . Mauritius . Russia . France . Canada
 Thailand . Korea . Australia . Dubai . K.S.A . Nigeria . Egypt . Lebanon . Denmark
 Sweden . U.S.A