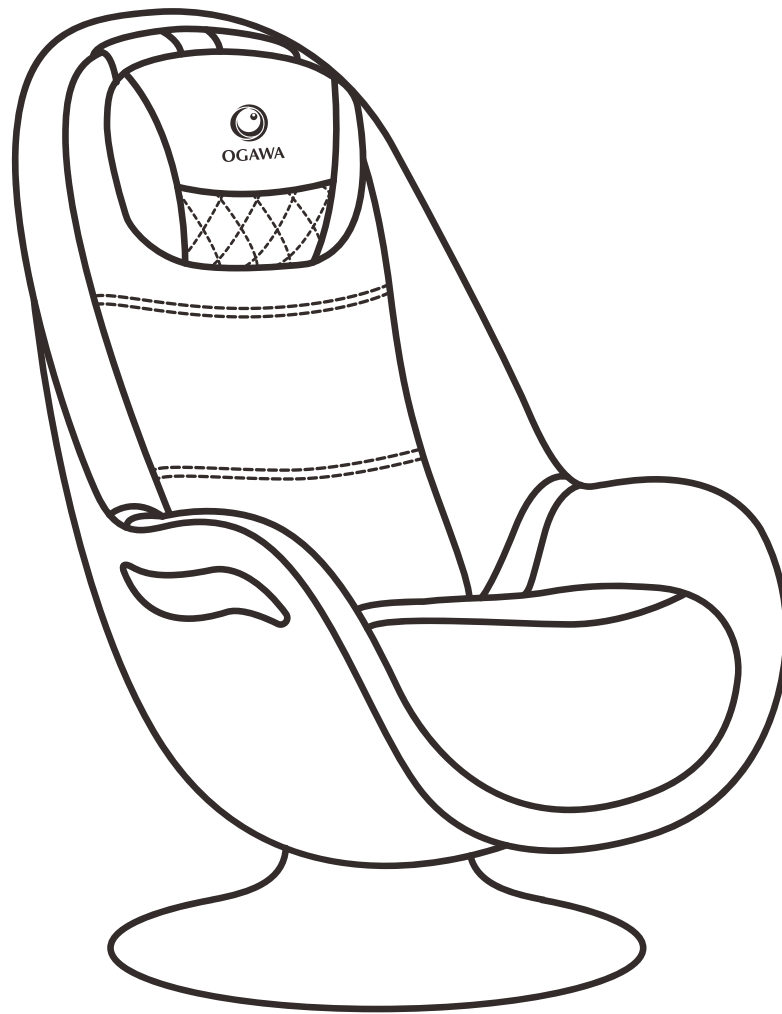


OGAWA

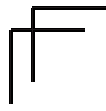
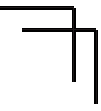
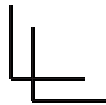
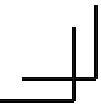
iCUDDLE


Modern Massage Swivel Chair



Rev.1.0

User Manual
OS3138 使用手册





OGAWA

iCUDDLE

Modern Massage Swivel Chair

User Manual

All information is correct at the time of print

Contents

Before Use

- **Important safety instructions** EN1
- **Grounding instructions** EN5
- **Product parts** EN6
- **Setup of the massage lounger** EN7
- **Assembly** EN8
- **Before use** EN9

How to Use

- **Operation Instruction** EN11
- **After massage** EN13

Maintenance

- **Cleaning and maintenance** EN14

Q&A/Important notes



- **Q&A**..... EN15
- **Troubleshooting**..... EN16
- **Specification**..... EN18
- **Contact Us**..... EN19

Important safety instructions


Must be followed



These safety instructions must be strictly followed in use to avoid personal injuries and property damage are as follows:

■ All the safety instructions are described in compliance with degrees of the injuries or damage as a result of wrong use.





 Warning	Actions tending to cause serious injuries or death
 Caution	Actions tending to cause minor injuries or property damage

■ Pay attention to the symbols before safety instructions (an example is given below).



 Actions that must be absolutely forbidden	 Actions that must be done
--	---

 Warning			
 Must be followed	<ul style="list-style-type: none"> ● Before using the product, persons who are being treated or have any of the following symptoms should consult a physician. <table border="0" style="width: 100%;"> <tr> <td style="vertical-align: top; width: 50%;"> <ul style="list-style-type: none"> (1) Persons with a pacemaker or another in-vivo electronic medical device tending to suffer electronic jamming; (2) Patients with malignant tumors; (3) Patients with heart disease; (4) Persons proved to be unable to identify temperatures; (5) Pregnant persons or women who have just had childbirth; (6) Persons with perceptual disturbance because of diabetes or another serious peripheral circulation disturbance; (7) Osteoporosis patients, spinal fracture patients, or persons with acute painful diseases such as sprains or muscle strains; </td> <td style="vertical-align: top; width: 50%;"> <ul style="list-style-type: none"> (8) Persons with injuries in the massaged parts; (9) Persons with a body temperature above 38 °C (with a fever) (For example, persons with intense acute inflammation symptoms such as listlessness, cold shivers and blood pressure change or persons in poor health); (10) Persons who are unwell or must have a rest; (11) Persons with an abnormal or bent vertebra; (12) Persons with protrusion of intervertebral disc; (13) Persons who feel very uncomfortable (except for the circumstances above) </td> </tr> </table> <p>Otherwise accidents or physical discomfort may happen.</p> 	<ul style="list-style-type: none"> (1) Persons with a pacemaker or another in-vivo electronic medical device tending to suffer electronic jamming; (2) Patients with malignant tumors; (3) Patients with heart disease; (4) Persons proved to be unable to identify temperatures; (5) Pregnant persons or women who have just had childbirth; (6) Persons with perceptual disturbance because of diabetes or another serious peripheral circulation disturbance; (7) Osteoporosis patients, spinal fracture patients, or persons with acute painful diseases such as sprains or muscle strains; 	<ul style="list-style-type: none"> (8) Persons with injuries in the massaged parts; (9) Persons with a body temperature above 38 °C (with a fever) (For example, persons with intense acute inflammation symptoms such as listlessness, cold shivers and blood pressure change or persons in poor health); (10) Persons who are unwell or must have a rest; (11) Persons with an abnormal or bent vertebra; (12) Persons with protrusion of intervertebral disc; (13) Persons who feel very uncomfortable (except for the circumstances above)
	<ul style="list-style-type: none"> (1) Persons with a pacemaker or another in-vivo electronic medical device tending to suffer electronic jamming; (2) Patients with malignant tumors; (3) Patients with heart disease; (4) Persons proved to be unable to identify temperatures; (5) Pregnant persons or women who have just had childbirth; (6) Persons with perceptual disturbance because of diabetes or another serious peripheral circulation disturbance; (7) Osteoporosis patients, spinal fracture patients, or persons with acute painful diseases such as sprains or muscle strains; 	<ul style="list-style-type: none"> (8) Persons with injuries in the massaged parts; (9) Persons with a body temperature above 38 °C (with a fever) (For example, persons with intense acute inflammation symptoms such as listlessness, cold shivers and blood pressure change or persons in poor health); (10) Persons who are unwell or must have a rest; (11) Persons with an abnormal or bent vertebra; (12) Persons with protrusion of intervertebral disc; (13) Persons who feel very uncomfortable (except for the circumstances above) 	
	<ul style="list-style-type: none"> ● If you feel physically abnormal while using or no effect after use, stop the product immediately and consult a physician about it. Otherwise accidents or physical discomfort may happen. 		
	<ul style="list-style-type: none"> ● Before being massaged or moving the backrest massage section, make sure there is no person or pet close to the product (in front, behind, below or on the side). ● Before use, make sure there is no foreign matter between the backrest and the back cover. Otherwise accidents or physical discomfort may happen. 		
	<ul style="list-style-type: none"> ● Before use, lift the back cushion and check whether fabric of traveling sections of the massage wheels or of other positions are damaged. (Even if the fabric is slightly damaged, stop the product immediately, pull out the power plug and send the product to repair.) If the product is used when the fabric is damaged, you may get injured or get an electric shock. 		
	<ul style="list-style-type: none"> ● Do not massage for more than 30 minutes each time. ● Do not massage a single part for more than 5 minutes. If any of these safety instructions is not followed, you may suffer an adverse effect and be injured. 		
	<ul style="list-style-type: none"> ● After use each time, turn the power switch to the “O” position ,and then pull out the power plug. Otherwise accidents or injuries may happen due to naughty behaviors of children. 		
	<ul style="list-style-type: none"> ● Follow the regulations about use of the socket and the wiring devices. ● Use a 220-240V~,50/60Hz power supply. (Do not use the product in a foreign country or connect it with a transformer without permission.) Otherwise electric shocks, product faults or fires because of overheat may happen. 		
	<ul style="list-style-type: none"> ● Insert the power plug thoroughly into the socket. Otherwise electric shocks or fires caused by overheat may happen. 		
	<ul style="list-style-type: none"> ● Remove such dirt as dust on the power plug at regular intervals. Otherwise fires caused by poor insulation due to factors such as moisture may happen. (Wipe the power plug with dry cloth.) 		





Warning

 Must be followed	<ul style="list-style-type: none"> ● In the case of any abnormality or fault, stop the product immediately and pull out the power plug to avoid smoke, fires and electric shocks. Abnormality and fault examples <ul style="list-style-type: none"> • The product fails to work after the power switch is turned to the ON position; • After the power line is moved, the product is discontinuously powered on; • In use, the product gives off a burning smell or an abnormal sound; • The product is deformed or abnormally heating; → In any of these abnormalities and faults, have the product inspected and repaired by an authorized service center immediately.
 Forbidden	<ul style="list-style-type: none"> ● Do not put the back cushion between the backrest and the back cover. Otherwise product faults may happen. ● When handling the product, hold its frame. Otherwise product faults or personal injuries may happen. ● The following persons should not use the product. Persons for whom massage is forbidden by doctors, such as persons with thrombosis, serious aneurysm, acute venous aneurysm, various skin inflammations (such as subcutaneous tissue inflammation) or various skin infections. Otherwise diseases may get worse. ● The following persons should not massage their waists. <ul style="list-style-type: none"> • Persons with acute lumbago, protrusion of intervertebral disc, or displacement of a lumbar vertebra; • Persons with deformation or other discomfort of the hip joint; Otherwise diseases may get worse. ● Do not put hands, arms or feet into the backrest's fabrics of traveling sections of the massage wheels. ● Children should not use the product. Keep them from playing on the product or climbing onto the the seat, the backrest or the armrests. ● Do not climb onto the backrest or the armrests. ● Do not lean or sit on the backrest. ● Keep your head from reachable areas of the backrest and the back cover. ● Persons unable to express themselves clearly or unable to operate the product should not use the product. ● When massing the neck, pay attention to moving directions of the massage wheels and do not massage with a too large force or massage front part of the neck. Otherwise accidents or personal injuries may happen. ● Do not damage the power line or the power plug. (Do not damage, machine, forcedly bend, twist or prolong the power line or the power plug, or place the power line or the power plug close to a heater, or tie or bind any heavy objects on the power line or the power plug.) A damaged power line or power plug may result in electric shocks, short circuit faults or fires. Please consult the shop from which you bought the product or a designated authorized service center about maintenance method of the power line or the power plug.
 Wet-hand operation forbidden	<ul style="list-style-type: none"> ● Do not insert or pull out the power plug with wet hands. Otherwise electric shocks may happen.
 Disassembly forbidden	<ul style="list-style-type: none"> ● Do not refit, disassemble or repair the product without permission. Otherwise fires, abnormal movements or personal injuries may happen.

Caution

 Must be followed	<ul style="list-style-type: none"> ● The following persons (even if they are physically healthy at present) should consult a physician before using the product. <ol style="list-style-type: none"> (1) Persons with muscular atrophy due to aging or thin persons; (2) Persons feeling lumbago because of bone or viscus problems; (3) Persons tending to suffer sprains or bruising; (4) Persons with carsickness or seasickness or strong response when taking other transport means; (5) Persons who once received a heart operation or another visceral operation; Otherwise health may get worse.
	<ul style="list-style-type: none"> ● Before sitting on the product, make sure there is no foreign matter between any two parts of it. (Make sure there is no foreign matter on the back cover, the backrest, the seat surface, massage section or inside surface of the back cushion.) Otherwise accidents, injuries, or product faults caused by clamping of hands, feet, or other articles by the product may happen.
	<ul style="list-style-type: none"> ● Do not use the product when wearing any hard decorative article on head (such as hair pin). ● If there is any hard article (such as mobile phone or key) in a pocket of the trousers, take it out before massage.
	<ul style="list-style-type: none"> ● Before sitting on the seat, make sure the massage wheels are in the retracting positions. ● If you want to leave the seat during the massage, stop the product first. Otherwise accidents or injuries may happen.
	<ul style="list-style-type: none"> ● When pulling out the power plug, do not pull the power line but hold the power plug. Otherwise an electric shock or a short circuit fault may happen.
	<ul style="list-style-type: none"> ● Before moving the product, make massage chair back to the original position by adjusting its angle. Otherwise injuries may happen.
	<ul style="list-style-type: none"> ● When moving the product, put articles such as mats on the floor. Otherwise marks may be left on the floor.
	<ul style="list-style-type: none"> ● Before moving the product, remove the obstructions close to it, and move the product slowly. Otherwise accidents or injuries may happen because of turnover of the product.
	<ul style="list-style-type: none"> ● In use, place the product horizontally. Otherwise accidents due to turnover of the product may happen.
	<ul style="list-style-type: none"> ● If any symptom such as skin inflammation, itching or swelling in use, stop the product immediately and consult a physician. Otherwise accidents or physical discomfort may happen.
 Forbidden	<ul style="list-style-type: none"> ● Do not use the product and other devices at the same time. Otherwise accidents or physical discomfort may happen.
	<ul style="list-style-type: none"> ● Keep head, abdomen or skin from the massage wheels and do not put hands or feet between the massage wheels. ● Do not fall asleep while using the product. Do not use the product after drinking. ● If air in the filling the air bag on the seat is not completely discharged, do not stand or jump on the seat or put things on it. Otherwise accidents or injuries may happen.

Caution

 Forbidden	<ul style="list-style-type: none"> ● Do not put hands or feet between the product and the seatrest massage section. ● Do not turn the massage chair to original position of the Lower Leg/Foot massage section (footrest). For safety, admit the Lower Leg/Foot massage section after massage. ● Do not put hands, feet or head between the backrest and the back cover. ● Do not put pets on the product (such as its back cover, backrest and armrest). ● Do not pull out the power plug or turn OFF the power switch suddenly during massage. Otherwise injuries may happen.
	<ul style="list-style-type: none"> ● Do not stand or sit on the back cover. Otherwise personal injuries due to the product toppling may occur.
	<ul style="list-style-type: none"> ● Do not stand or sit on the armrests. Otherwise personal seatrest part.
	<ul style="list-style-type: none"> ● Do not stand or sit on the Lower Leg/Foot massage chair or the footrest. If bottom of the Lower Leg/Foot massage section runs into the floor, the floor may be damaged.
	<ul style="list-style-type: none"> ● Do not drag or push the product after it is installed. Otherwise the floor may be damaged.
	<ul style="list-style-type: none"> ● Do not move the product while there is a person on it. Otherwise, accidents, or injuries may happen due to a toppling of the product.
	<ul style="list-style-type: none"> ● Do not use the product on heating devices such as electric blankets. Otherwise fires may happen.
 Wet-hand contact forbidden	<ul style="list-style-type: none"> ● Do not use the product in a bathroom or another wet place. Otherwise electric shocks or product faults may happen.
 Product wetting forbidden	<ul style="list-style-type: none"> ● Do not sprinkle substances such as water on the product or its remote controller. Otherwise electric shocks, short circuit, or product faults may happen.
 Pull out the power plug	<ul style="list-style-type: none"> ● Before cleaning or maintaining the product, pull out the power plug first. Otherwise electric shocks or injuries may happen. ● In the case of a power failure, pull out the power plug at once. Otherwise accidents or injuries may happen when power is restored. ● When the product is not used, pull out the power plug. Otherwise electric leakage fires may happen because of insulation aging caused by dust and moisture.



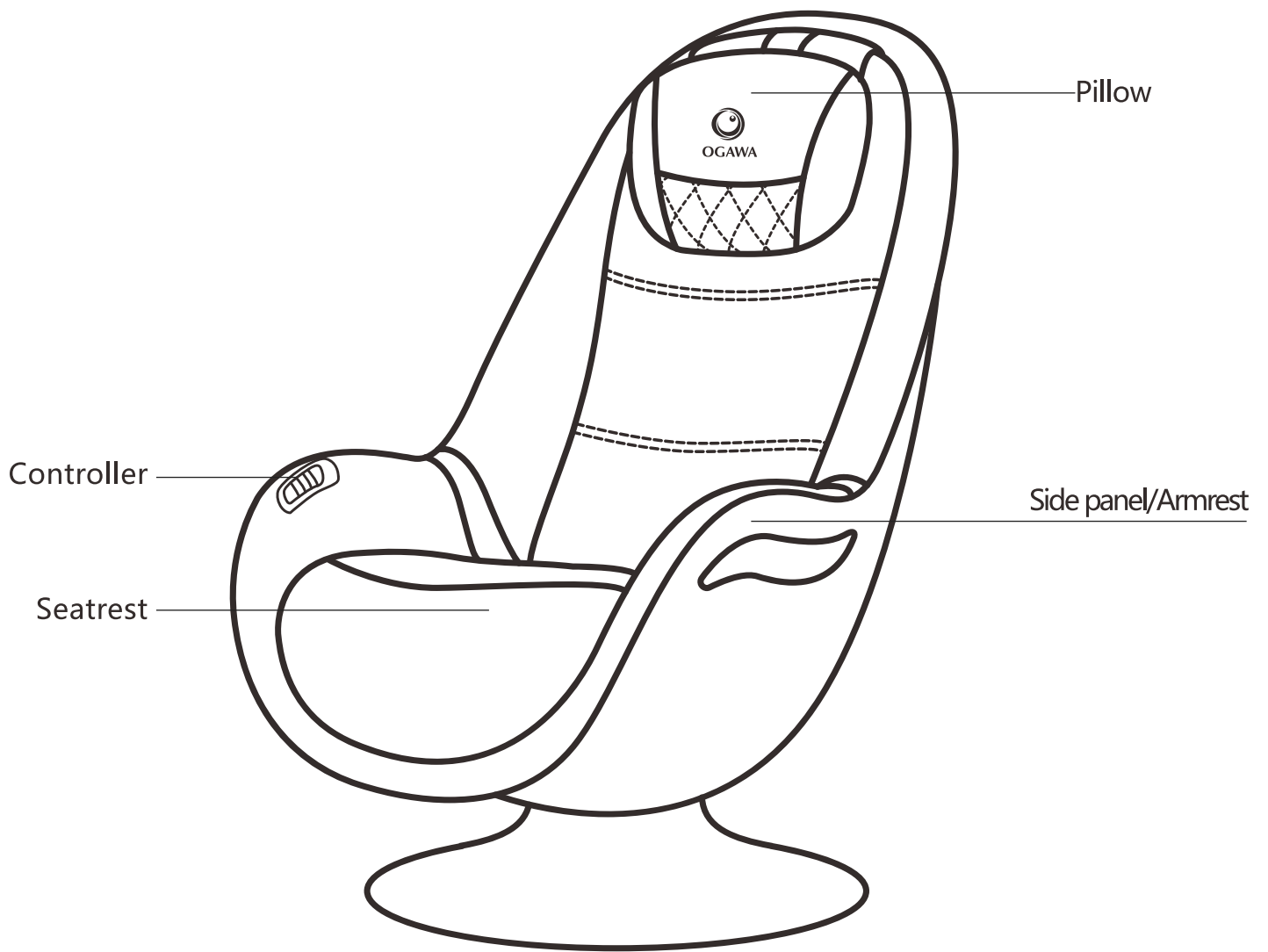
Grounding instructions

- The product must be grounded to reduce the electric shock hazard because of functional faults of the product.
- The product has a power line with a grounding conductor and a grounding plug. The grounding plug must be inserted into an appropriate socket that has been correctly installed and grounded in full compliance with the local code and decree.

Caution

- If the grounding conductor is not correctly connected, electric shocks may happen. If you are not sure about correctness of the grounding, have it inspected by a professional electrician. Even if the grounding plug provided with the product does not match with the socket you have, do not refit it by yourself but ask a professional electrician to install an appropriate socket.
- The product has a grounding plug. Make sure the product is connected with a socket matching with shape of the grounding plug.
- Do not connect the product to a multi-plug.
- If the power plug is damage, it must be replaced by a special plug available from OGAWA or authorize agents.

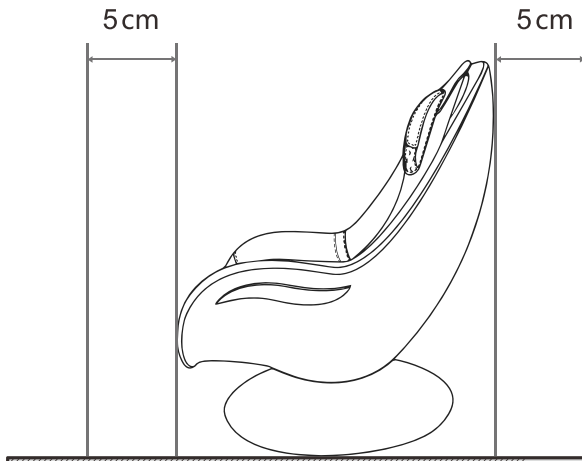
Product Parts



Setup of the massage lounger


1 Before use (installation position)

- Make sure there is enough space for using



- Do not expose the product to direct sunlight or a high-temperature place (e.g., in front of heating equipment); otherwise its synthetic leather may fade or harden.
- Place a mat below the product to avoid floor damage. The mat should cover the product's area in contact with the floor and the footrest's area in contact with the floor (minimum dimensions: 150X80cm). See the figure.
- Install the product close to a power socket.
- Please make sure the massage chair is within 1.40m from the socket, to avoid power line falling off when rotate.

2 Chair Moving Instruction



※Caution

- Avoid moving the massage chair when there is someone seated on it.
- Placing a mat underneath the massage chair is advisable, as the moving process might leave scratches on the floor surface.

- The product is heavy and be careful when moving.

Product weight	Approx. 28kg
----------------	--------------

Put the product on the floor.

- Put down the product slowly and carefully to avoid foot injury.
- Do not release the footrest until the product is placed horizontally.
- It is suggested to pave an article such as a mat on the floor to keep it from damage.

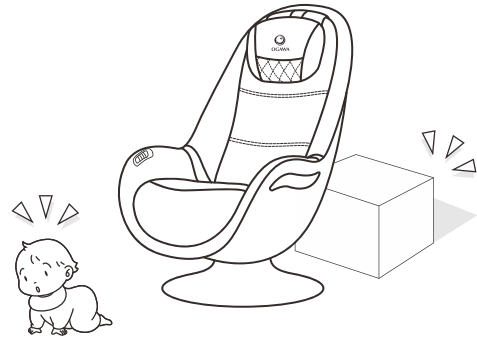
⚠ Caution

- | | |
|--|--|
| <ul style="list-style-type: none"> ● When handling the product, do not hold its frame. Otherwise product faults or personal injuries may happen. ● Do not move the product by pulleys directly on a floor. Otherwise marks may be left on the floor. | <ul style="list-style-type: none"> ● Do not move the product while there is a person on it. Otherwise, accidents or injuries may happen due to falling down. ● Do not hold the foot massage section when moving the product. Otherwise injuries may happen due to sliding. |
|--|--|

Before use

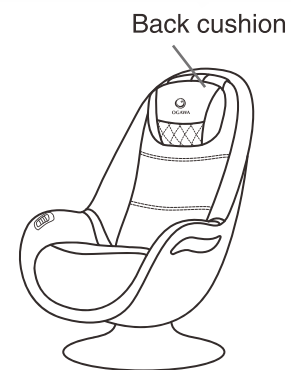
1 Check the space around the product.

Make sure there is no person, pet or other object close to the product.



2 Roll up the back cushion and fix it by the zipper.

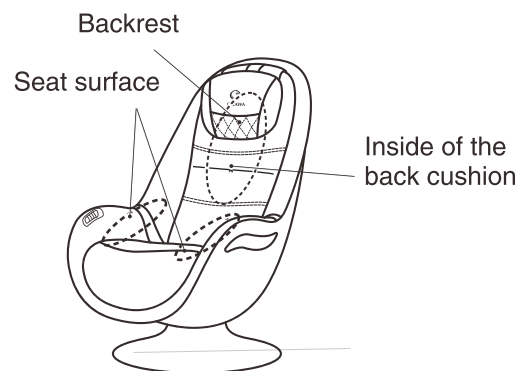
Roll up the back cushion and fix it on the main body by the zipper.



3 Make sure there is no foreign matter in the seams of the product.

Caution

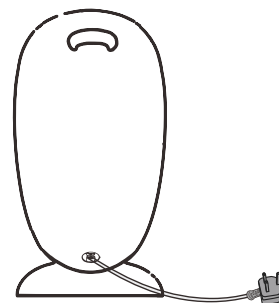
- Do not put hands, fingers, feet or head into the seam(s) between the seat surface and the armrests.
- Before sitting on the product, make sure there is no foreign matter between any two parts of it.
- Do not put pets on the product (such as its back cover, backrest).



4 Inspect the power line and power plug


Warning

- **Remove such dirt as dust on the power plug at regular intervals.**
Otherwise fires caused by poor insulation due to factors such as moisture may happen. (Wipe the power plug with dry cloth.)
- **Do not damage the power line or the power plug. Do not damage, machine, forcibly bend, twist or lengthen the power line or the power plug, or place the power line or the power plug close to a heater, or tie or bind any heavy objects on the power line or the power plug.**
A damaged power line or power plug may result in electric shocks, short circuits, or fires.
Please consult the shop you bought the product or an authorized service center about maintenance method of the power line or the power plug.



Do not be entangled by the power line.

Push the interface into the power input jack till the end.



5 Power on the product


1 Insert the power plug into the power socket.

1

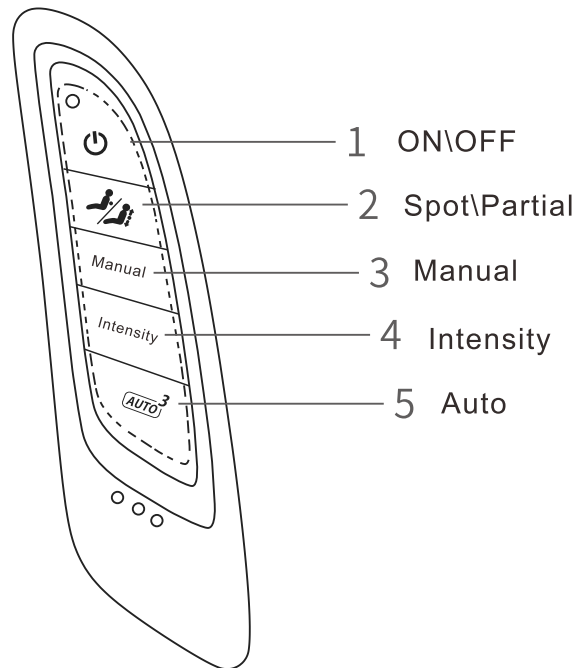
2 Pull the power switch to the “I” position.

Warning

- **Insert the power plug into the power socket till the end.**
Otherwise electric shocks or fires because of overheat may happen.
- **Abide by the regulations on use of the socket and the wiring devices strictly.**
- **Use a 220-240V~,50/60Hz power supply. (Do not use the product in a foreign country or connect it with a transformer without permission.)**
Otherwise electric shocks, product faults or fires because of overeat may happen.
- **Do not insert or pull out the power plug with wet hands.**
Otherwise an electric shock may happen.



Operation Instruction



1. ON / OFF

Press this button to turn on the machine, the remote will blink red when ON. At this moment, press Auto or Manual to start the massage function. When the chair at operating state, press again this button to turn off the chair and the gearbox will automatically return to home position.

2. Spot / Partial

Press this button when user on to stop and focus massage at one spot. Press again this button to activate the partial massage mode. Again press the button for full back massage.

3. Manual

Press this button for single type massage mode. The massage mode can be change by press again the button. Massage mode sequence are as follow Kneading > Tapping > Swedish > Shiatsu > Clapping > Rolling

4. Intensity

While in massage mode, press this button to adjust the intensity or the strength of massage according need of user.

There are 3 intensity level available. (Default are in mid level)

5 Auto

Press this button to activate the massage auto mode. every time this button is pressed, the auto program will change in sequence Remedy > Neck n Shoulder > Shape n Tone > Stop. Once the Auto is finish massage, the gearbox will return to its reset position.

Special Feature

Ogawa massage chair are controlled by computer intelligent which assist by kneading, swedish, shiatsu, clapping and rolling massage to focus on acupunture point to help restore tiredness, relax and relieve.

Equipp with Auto/Manual massage to suit the variety needs.

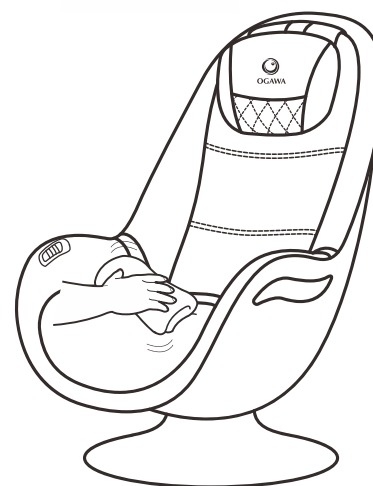
- 1) Massage roller are design to more gentle and deep to human body.
- 2) Egronomic design to provide more massage care.
- 3) Product can be rotate left right direction, maximum rotation 70° .

Cleaning and maintenance

Cleaning of the synthetic leather

Wipe the synthetic leather with a soft dry cloth.

- Do not clean the product with chemicals such as thinners, gasoline and alcohol.
- When using a leather maintenance product (cleaning cloth) sold on the market, follow its directions for use.
- If the synthetic leather is very dirty, wipe it with the method below.
 - ① Put a piece of soft cloth into water or 3% to 5% neutral detergent contained hot water and wring it out.
 - ② Wipe surface of the synthetic leather with the soft cloth.
 - ③ Wipe the detergent with a piece of cloth once soaked in clean water and wrung out.
 - ④ Wipe with a piece of wrung soft cloth.
 - ⑤ Have the synthetic leather take natural air drying.
- If it is difficult to remove the stains on the synthetic leather, soak a piece of melamine foam bought from the market into a neutral detergent and use it wipe the product.
- Do not dry the surface by a hair drier.
- Surface of the synthetic leather may be dyed by fabric colors; therefore, be careful when wiping the product with denim or colored cloth.
- Keep these positions from long-time contact with plastics to avoid fading.
- Synthetic leather may discolor, so the position in contact with the hair dye used should be covered by a towel.



Cleaning of the plastic parts

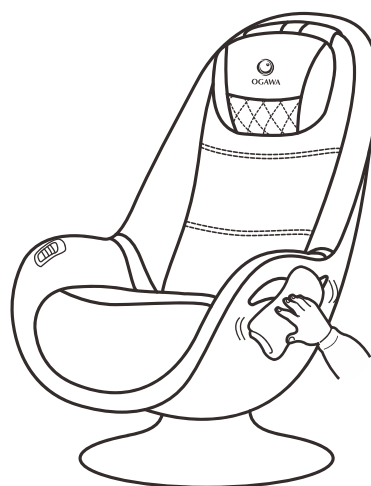
1 Put a piece of soft cloth into water or neutral detergent contained hot water, wring it out and wipe the plastic parts.

- Do not clean the product with chemicals such as thinners, gasoline and alcohol.

2 Wipe with a piece of cloth once soaked in clean water and wrung out.

- Wring the cloth out before using it to wipe the remote controller.

3 Have the plastic parts take natural air drying.



Questions and answers (Q&A)

Q Can persons paying frequent visits to hospitals because of diseases use the product?

A **These persons should consult physicians before using the product.**
Massage is the so-called "touch-pressure stimulation": Muscles are compressed to relieve their tension and promote hemokinesis. Some diseases may get worsened because of massage. Thus, consult the attending doctors before using the product.

Q Are there any things needing special attention during moving?

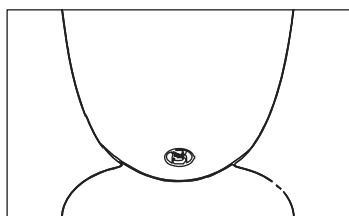
A **Pay attention to the following things during moving.**

Turn off the power switch and pull out the power plug.

- If the original packing box is unavailable, make sure the power line is not wound on the product, wind it and place it on the seat surface. When handling the product, keep the power line from falling off and rubbing with ground.
- If the original packing box is unavailable, properly keep other packing auxiliary materials and wrap the product with them to avoid scratch and vibration during handling.

Q Where is serial number of the product?

A **It is on back of the main body.**



Q I care about the sounds the product makes when being used.

A **It is caused by the core structure.**

Q Does it matter if the massage wheels have different massage intensities?

A **This phenomenon possibly exists during massage because of the core structure.**

To simulate the most natural massage effect, the product is designed with a core structure allowing alternate back massage by a left massage wheel and a right massage wheel. During massage, the massage wheels possibly have slightly different positions on the back. That's why you have that feeling. It is not a fault.

Q How about monthly power consumption of the product?

A **Supposing you massage for 30 minutes in two times (15 minutes for each time) on each day, about 0.6 kilowatt-hours will be consumed each month.**

Troubleshooting

After a fault happens, inspect and try the corresponding method below.

If the fault still exists after that, contact the shop from which you bought the product.

Fault	Cause and elimination method
<p>The massage wheels stop during use (The product beeps and all icons and buttons on the remote controller flicker and then go out.)</p>	<p><u>For safety, the massage wheels will possibly stop upon a too large external force during use.</u> If all marks and buttons on the remote controller begin to flicker, it suggests an extreme abnormality. In this case, turn off the power switch and turn it on about 10 seconds later. If the massage wheels stop again, adjust your sitting posture and do not lean on the backrest completely. (Users, particularly those heavier than 100 kilograms, should follow relevant precautions.)</p>
<p>The massage wheels cannot reach the shoulders or the neck</p>	<p>If the head is not in contact with the headrest, or the back is not in contact with the backrest, the shoulder position in body type detection will possibly be lower than the actual position. Sit in the deepest position of the product, lean your head on the headrest and operate from the beginning again.</p>
<p>The left and right massage wheels have different heights (intensities)</p>	<p>It is not a fault but a normal phenomenon because the product is provided with a massage core allowing alternate beats of the massage wheels.</p>
<p>The product cannot run at all. ● Upper body (the neck to the waist) massage ● Lower leg/foot massage</p>	<ul style="list-style-type: none"> ● The power line is disconnected. ● The power switch is not turned on. ● No program is selected after ON button on the remote controller is pressed.
<p>The product is damaged.</p>	
<p>The power line or the power plug has abnormal heating.</p>	<p>To avoid accidents, contact an authorized service center.</p>

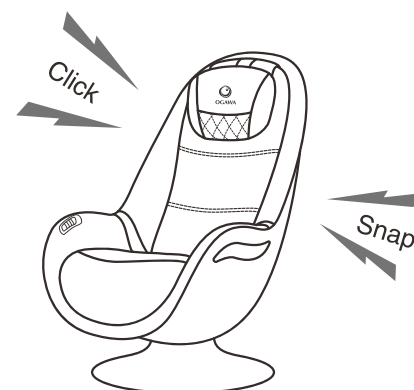
If above solution are not applicable ,kindly contact OGAWA service Center.

Troubleshooting (Continued)

The sounds and feelings you care about in use of the product

You will hear or have the following sounds or feelings when using the product. It is not abnormal phenomena but results of the product structure.

- Sound when the stretching massages are retracted
- Sound and feeling when the massage wheels rub patterns on the fabric
- Sound of movements such as kneading and beat
- Friction sound of the running massage wheels
- Sound of up-down movement
- Sound of the conveyor belt
- Motor sound
- Sound of the squeezing massage wheels when they begin to stretch
- Sound when a person is sitting on the seat
- Friction sound between the armrests and the back cushion when the backrest is tilting
- Friction sound between the massage wheels and the fabric
- Sound of the inflator pump during Air Bag massage
- Sound of air exhaust during Air Bag massage
- Running sound of the solenoid valve at bottom of the product during Air Bag massage.
- Sound when the shoulders are stretched or moved
- Running sound of the air bags
- Sliding sound of the foot massage section



If the sound is loud, it is also possible that the product has failed.

- In this case, have the product inspected and repaired by an authorized service center.

Warning

- **Do not refit, disassemble or repair the product without permission.** Otherwise fires, abnormal movements or personal injuries may happen.

Warning

- **In the case of any abnormality or fault, stop the product immediately and pull out the power plug to avoid fuming, fires and electric shocks.**
 - < Abnormality and fault examples >
 - The product fails to work after the power switch is turned to the ON position;
 - After the power line is moved, the product is discontinuously powered on;
 - In use, the product gives off a burning smell or an abnormal sound;
 - The product is deformed or abnormally heating
 - In any of these abnormalities and faults, have the product inspected and repaired by an authorized service center immediately.

Specifications

Power supply		AC 220-240V~, 50/60Hz
Power consumption		100W
Upper body massage	Range of massage (up-down direction)	Approx. 93.5cm
	Range of massage (left-right direction)	Massage wheel spacing (including massage wheel width) during use of the product Massage wheel spacing (including massage wheel width) during rolling on the back and up-down moving: Approx. 5 cm ~ 22cm
	Massage speed	Kneading: Approx. 27 times/min. ~ approx. 35 times/min. Beat: Approx. 192 times/min. ~ approx. 264 times/min. (single side) Moving speed: Approx. 3.3 cm/s ~ approx. 3.7 cm/s
Angle of swing		70°
Automatic power-off		Approx. 15 minutes (automatic power-off)
Dimensions	When it is not tilting: (LXWXH)	Approx. 92cm x 61cm x 106 cm
	Weight	Approx. 28kg
Dimensions of packing box (LXWXH)		Approx. : 97cm x 65.5cm x 114.5 cm
Weight (including the packing box)		Approx:36kg
Maximum body weight of user		100kg

For a user heavier than 100 kilograms, the product may have bigger noise and its fabric housing may be worn quicker.

Contact Us



MALAYSIA

Healthy World Lifestyle Sdn Bhd
No. 22 Jalan Anggerik Mokara 31/47
Kota Kemuning, 40460 Shah Alam
Selangor Darul Ehsan, Malaysia
Tel : +603-5121 4286
Fax: +603-5121 4386



HONG KONG, CHINA

OGAWA Health Care International (HK) Ltd
31/F,YHC Tower,1Sheung Yuet Road
Kowloon Bay
Kowloon
Hong Kong
Tel:+852 3465 6262
Fax:+852 2410 0119



SINGAPORE

OGAWA Health-Care Pte Ltd
27 Tampines Industrial Avenue 5,
T5 @ Tampines
Singapore 528623

Tel:+065-6846 8588
Fax:+065-6846 7677



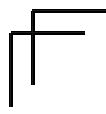
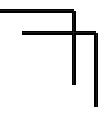
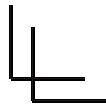
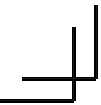
VIETNAM


OGAWA Vietnam Co Ltd
2nd floor,Petroland Tower,
12 Tan Trao,Tan Phu ward
District 7
Ho Chi Minh
Tel:+84 8 3775 3093/3775 3094
Fax:+84 8 3775 3095



PHILIPPINES

O-Healthcare Solution Phil. Inc.
2303, 4th Floor, G&A Building,
Chino Roces Avenue Extension,
Makati City, Philippines
Tel : +632 889 0676 / + 632 844 6851
Fax: +632 812 0421





OGAWA

iCUDDLE

Modern Massage Swivel Chair

User Manual

All information is correct at the time of print

目錄

使用前

- 重要的安全事項 SC1
- 接地說明 SC5
- 產品結構 SC6
- 設置按摩椅 SC7
- 使用前 SC8

使用方法

- 操作指南 SC11
- 按摩結束 SC13

維護

- 清洗及保養 SC14



Q&A/重要事項

- Q&A SC15
- 故障檢修 SC16
- 規格 SC18
- 聯繫我們 SC19

重要的安全事項 必須遵守



下文列舉的是使用中為防止人身、財產損害而必須嚴格遵守的安全事項。

■ 所有安全事項將根據因錯誤使用而導致危害或損害的程度，予以說明。

 警告	可能造成重傷或死亡後果的事項內容。
 注意	可能造成輕傷或財產損害的事項內容。

■ 請注意各安全事項前的符號。（下文為符號範例）

 絕對禁止事項。	 必須執行事項。
--	--

 警告	
 必須遵守	<p>● 正在接受治療或有下列症狀的人，在使用本機前，應諮詢醫師。</p> <p>(1) 佩戴起搏器或其他易受電子干擾的體內植入型電子醫療器械的人 (2) 惡性腫瘤病人 (3) 心臟病人 (4) 被查證喪辨別溫度能力的人 (5) 孕婦或剛完成分娩的人 (6) 因糖尿病等高度末梢迴圈障礙引起知覺障礙的人 (7) 骨質疏鬆症患者、脊柱骨折病人、患有扭傷或肌肉拉傷等急性疼痛性疾病的人</p> <p>(8) 按摩部位受傷的人 (9) 體溫在38°C以上（有發熱症狀）的人 (10) 必須靜養或身體顯著不適的人 (11) 脊柱異常或脊柱彎曲的人 (12) 患有椎間盤突出的人 (13) 除上述之外，身體感覺特別不適的人</p> <p>否則恐發事故或造成身體不適。</p>
	<p>● 使用中感到身體異常、或使用後覺得沒有效果時，請立即停止使用，並諮詢醫師。</p> <p>否則恐發事故或造成身體不適。</p>
	<p>● 按摩中或移動靠背、按摩部時，請事先確認本機周圍（本機後面、下面、前面和側面）沒有人或寵物。</p> <p>● 使用前請務必確認靠背和後蓋之間無異物或者寵物。</p> <p>否則恐發事故或造成身體不適。</p>
	<p>● 在使用本機前，一定要掀開靠墊，以檢查靠背覆蓋在按摩輪活動範圍上的面料是否破損或者其他部位的面料是否披損。（無論發現多麼細小的破損，都請立即停止使用，拔掉電源插頭，並將本機報修。）</p> <p>在面料破損的情況下使用本機，可以引發受傷或觸電的危險。</p>
	<p>● 每次按摩請控制在30分鐘內。</p> <p>● 請將對身體同一部位的按摩控制在5分鐘內。</p> <p>否則可能出現負面效果並造成傷害。</p>
	<p>● 每次使用完畢，應將電源開關滑到“O”（關閉）位置，拔掉電源插頭。</p> <p>否則可能因兒童頑皮引發事故或造成傷害。</p>
	<p>● 請嚴格遵守插座和配線器具的使用規定。</p> <p>● 請使用220-240V~，50/60Hz交流電。 (請勿在國外使用本品，或擅自連接變壓器。)</p> <p>否則可能引發觸電、機體故障或因過熱導致火災。</p>
	<p>● 請務必將電源插頭插到底，使其確實地插入插座中。</p> <p>否則可能引發觸電或因過熱導致火災。</p>

警告

 必須遵守	<ul style="list-style-type: none"> ● 請定期清理電源插頭上的灰塵等髒汙。 否則可能因溫氣等原因引發絕緣不良，從而導致火災。 (請用乾燥的抹布擦拭電源插頭。) ● 發生異常、故障時，立即停止使用，拔掉電源插頭。(否則可能冒煙、起火、觸電) (異常、故障事例)。 <ul style="list-style-type: none"> ● 接通電源開關後可能不動作。 ● 移動電源線，有時通電有時不通電。 ● 運行中發出焦臭味、異常聲響。 ● 按摩椅變形或者異常發熱。 → 請立即委託授權服務中心檢查和修理。
 禁止	<ul style="list-style-type: none"> ● 請勿將靠墊伸入靠背和後蓋之間。 否則可能會導致機體故障。 ● 請握住邊框進行本機搬送。 否則可能會導致機體故障或人身傷害。 ● 下列人員請勿使用本機。 被醫生禁止按摩的人(例：患有血栓症、重度動脈瘤、急性靜脈瘤、各種皮膚炎或皮膚感染症(包括患皮下組織炎症)的人等) 否則可能會導致病情惡化。 ● 下列人員請勿使用腰部按摩。 <ul style="list-style-type: none"> ● 患有急性腰痛、椎間盤突出症、腰椎移位症的人 ● 罹患變形性關節炎等關節不適的人 否則可能會導致病情惡化。 ● 在使用中請勿將手、手臂、腳塞入靠背覆蓋在按摩輪活動範圍上的面料。 ● 兒童禁止使用本機。此外，請勿讓兒童在本機上玩耍，或者爬到座面、靠背或扶手上。 ● 請勿攀爬靠背或者扶手。 ● 請勿倚背或坐在靠背上。 ● 請勿將頭伸入靠背和後蓋之間的活動區域。 ● 請勿讓不能表達自己意思的人或沒有能力操作本機的使用本機。 ● 按摩頸部時，請注意按摩輪的動向，請勿按摩前頸，請避免過重地按摩頸部。 否則可能會引起事故或造成傷害。 ● 請勿損壞電源線及電源插頭 (請避免此類行為：損傷、加工、強行彎曲、扭轉、拉長源線及電源插頭，或將電源線及電源插頭靠近發熱器，或在電源線及電源插頭上系重物、或任意捆綁。) 使用破損的電源線或電源插頭，可能引起觸電、短路或引發火災，請到購買本品的商店或指定的維修中心諮詢修理電源線或電源插頭的方法。
 濕手禁止	<ul style="list-style-type: none"> ● 請勿用沾濕的手插、拔電源插頭。 否則可能導致觸電事故。
 分解禁止	<ul style="list-style-type: none"> ● 請勿擅自改造本機。請勿自行分解或修理本機。 否則可能導致起火、異常動作、人身傷害。

注意

必須遵守

- 下列人員即使目前身體健康，也請諮詢醫師後再使用本機。
(1) 因年齡增長而導致肌肉萎縮的人或身體纖瘦的人 (2) 因骨頭或內臟問題而感覺腰痛的人
(3) 容易扭傷或容易瘀傷的人 (4) 暈車、暈船或乘坐其他交通工具時，反應異常激烈的人
(5) 過去曾被施予心臟手術或其它內臟手術的人
否則可能有損自身健康。

- 就坐前，請先確認本機各個部件之間沒有異物。
(確認後蓋、靠背、座面、靠墊內側沒有夾雜異物。)
否則可能因手、腳或其他物件被本機夾住，而引發事故、造成傷害或機體故障。

- 頭部佩戴任何硬質飾物 (如髮卡等) 時請勿使用本機。
- 當褲子口袋內部有硬物時 (如手機、鑰匙等)，將其取出，然後按摩。

- 就座前，確認按摩輪處在收納位置。
- 按摩途中若想離開座位，必須先停止按摩椅運作，再離開座位。
否則可能引發事故或造成傷害。

- 請勿扯電源線試圖拔出電源插頭，一定要握住插頭本身將其拔出。
否則可能引發觸電或短路。

- 移動本機前，必須把按摩椅的角度調節回最初位置。
否則可能造成傷害。

- 如果移動本機，在地板上墊上墊子等。
否則可能在地板上留下傷痕。

- 移動本機前，須先清空周圍障礙物，慢慢移動。
否則可能因機身翻倒引發事故或造成傷害。

- 須將本機放置在水平面上使用。
否則可能因機身翻倒引發事故。

- 因使用本產品而產生出疹、紅腫、發癢等症狀時，請立即停止使用，並諮詢醫師。
否則可能引發事故或導致身體不適。

- 閒置一段時間後使用本品，請先重新閱讀一遍產品使用說明書，並確認機體運作正常後，再開始使用。
否則可能引發事故或造成傷害。

禁止

- 請勿和其他器械同時使用。
否則可能造成事故或引起身體不適。

- 請勿將頭部、腹部或皮膚緊貼按摩輪。此外，請勿將手或腳伸入按摩輪之間。
- 勿在使用本機時入睡。此外，飲酒後請勿使用本機。
- 當鼓起的座面氣囊裡的空氣沒有被排放完時，不要站在座面上，或者跳上去，或者在上面放東西。
否則可能導致事故、傷害。

⚠ 注意

 禁止	<ul style="list-style-type: none">● 請勿將手或腳伸入本機與底部按摩部之間。● 請勿將手、手臂或頭伸入底部的縫隙間 安全起見，結束按摩後，請一定使按摩椅處於原始狀態。● 請勿將手、手臂或頭伸入靠背和後蓋之間。● 請勿將寵物放在按摩椅上（後蓋、靠背、扶手等）。● 按摩中，請勿突然拔出電源插頭、或突然關閉電源開關。 否則可能造成傷害。
	<ul style="list-style-type: none">● 請勿站立或坐在後蓋上。 否則可能導致本機翻倒，造成人身傷害。
	<ul style="list-style-type: none">● 請勿站立或坐在扶手上。 否則可能導致人幣傷害。
	<ul style="list-style-type: none">● 請勿站立在座部上。 否則按摩椅旋轉或本機傾倒可能導致事故、傷害。
	<ul style="list-style-type: none">● 請勿在已安裝好的狀態下托動或推動本機。 否則可能損壞地板。
	<ul style="list-style-type: none">● 請勿在有人入座時移動本機。 否則可能因機身翻倒引發事故或造成傷害。
	<ul style="list-style-type: none">● 請勿在電熱毯等加熱設備上使用本機。 否則可能引起火災。
 禁止濕手觸碰	<ul style="list-style-type: none">● 請勿在浴室或其他潮濕的地方使用本機。 否則可能引發觸電或機體故障。
 禁止沾濕	<ul style="list-style-type: none">● 請勿將水滴等物質撒在本機或遙控器上。 否則可能引發觸電、短路或引起機體故障。
 拔出電源插頭	<ul style="list-style-type: none">● 清洗及保養本機，必須先從插座上拔出電源插頭。 否則可能引發觸電或造成傷害。
	<ul style="list-style-type: none">● 停電時立刻拔出電源插頭。 否則可能在恢復供電時導致事故、傷害。
	<ul style="list-style-type: none">● 不用時，一定要從插座上拔出電源插頭。 否則灰塵、濕氣可能導致絕緣老化，引發漏電火災。

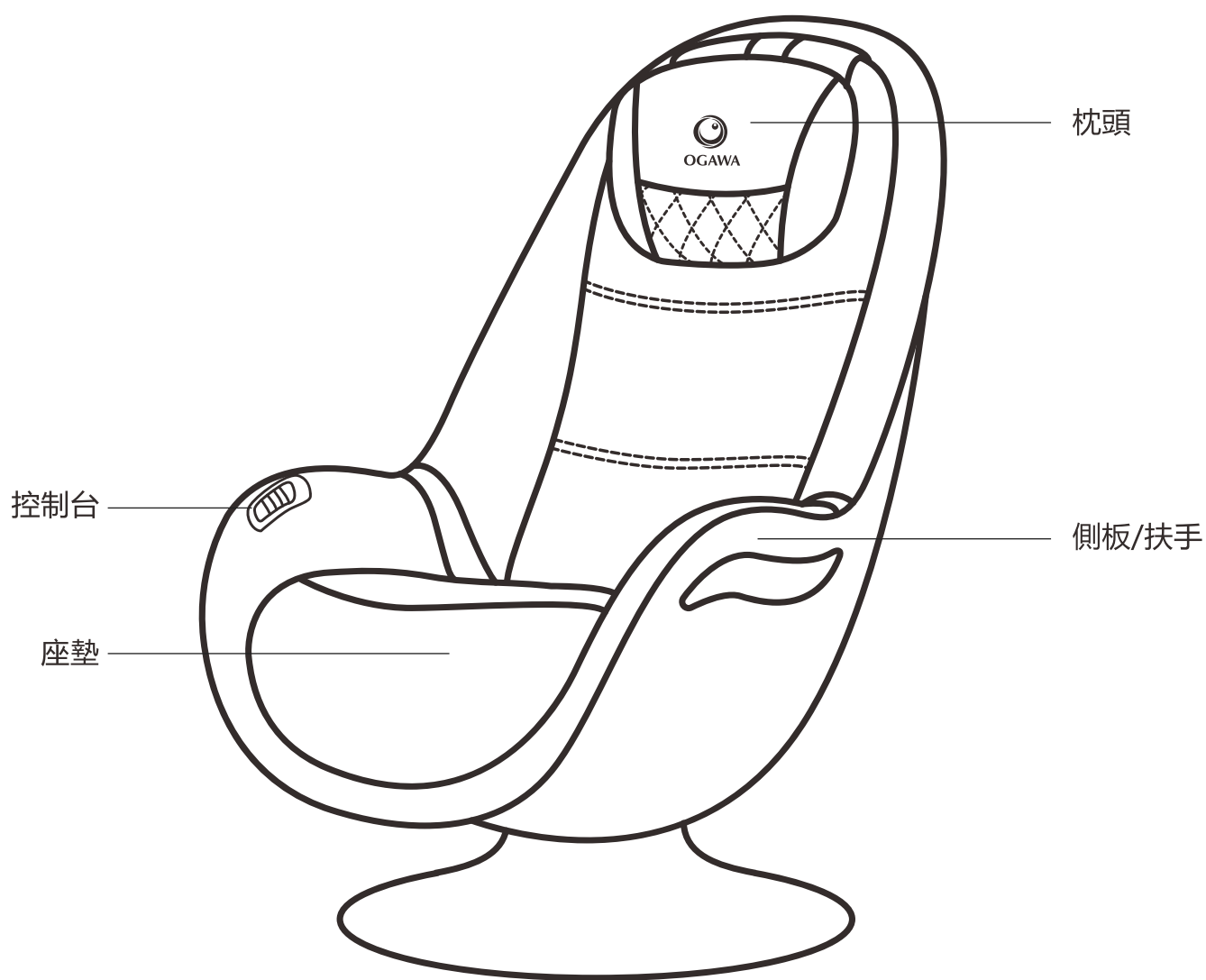
接地說明

- 本機必須接地.如果本機發生功能故障，可以使用接地來減少觸電危險。
- 本機裝備了具有設備接地導線和接地插頭的電源線。必須將該插頭插入已完全依照當地代碼和法令進行正確安裝和接地的、合適的插座。

注意

- 若設備接地導線的連接不當，則會導致觸電危險。如果您對本機的接地是否正確存有疑問，請委託專業電工進行檢查。即使本機附帶的插頭與插座不配，也不能對其進行改造。請委託專業電工安裝合適的插座。
- 本機具有接地插頭。請確認本機連接至具有與插頭形狀匹配的插座。
- 本機不能使用轉接插座。
- 如果電源線損壞，必須使用專用的電源線或從其製造商或維修部買專用元件來更換。

產品結構

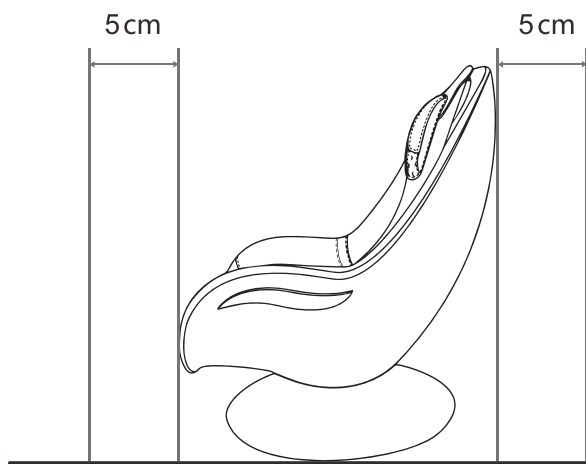


SC 6

設置按摩椅

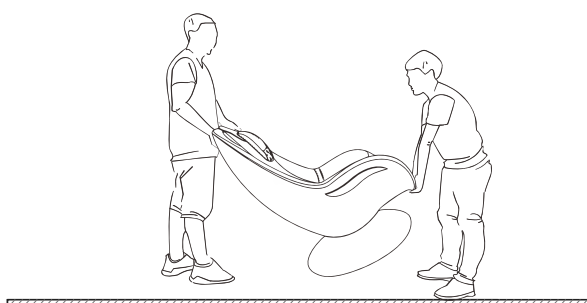
1 使用前（安裝位置）

- 確保足夠空間以便按摩椅可以使用。



- 請勿將按摩椅暴露於陽光直射或高溫環境下（如加熱設備前），因為這樣可能導致按摩椅合成皮革褪色或硬化。
- 為避免地板損傷，請在本機下鋪上墊子。平鋪墊子時，墊子的大小應足以蓋住本機接觸地板的範圍與腿置台接觸地板的範圍（至少150cm*80cm），如圖所示。
- 請確保按摩椅距離插座1.40米以內，以免椅子旋轉時電源線脫落。

2 產品移動說明



※注意:

- 當有人坐在按摩椅上時，請不要移動椅子。
- 移動按摩椅時可能會損傷地板，建議在本產品下鋪上墊子等。

- 由於本機較重，因此搬運時請小心，以免造成背部拉傷。

本機重量

約28kg

將本機放置在地板上

- 緩慢地放下本機，小心腳部被壓傷。
- 直到機身完全放平前，請勿放開腿置台。
- 地板可能受損，因此，建議在地板上鋪上墊子等物料。

⚠ 注意

- 請勿握住視窗邊框進行本機搬動。否則可能會導致機體故障或人身傷害。
- 不要在地板上使用滑輪移動。否則可能在地板上留下傷痕。

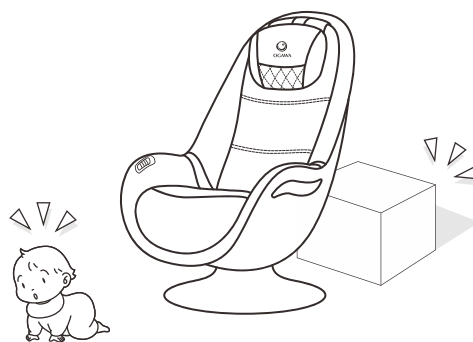
- 請勿在有人入座時移動本機。否則可能因跌倒導致事故、傷害。

- 移動本機時，不要握持腳部按摩部分。移動在滑動可能導致傷害。

使用前

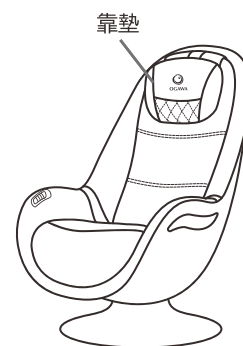
1 檢查周圍

確定本機周圍沒有人、
寵物及其他物體。



2 卷起靠墊並以拉鍊固定

卷起靠墊並以拉鍊固定在本體上。



3 確保本機縫隙間沒有異物

⚠ 注意

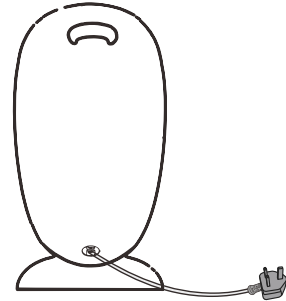
- 不要將手、手指、腳、頭伸進座面與扶手的間隙中間。
- 就坐前，請先確認本機各個部件之間沒有異物。
- 請勿將寵物放在按摩椅上（後蓋、靠背等）。



4 檢查電源線及電源插頭

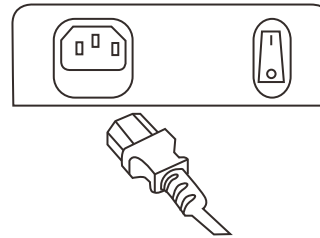
警告

- 請定期清理電源插頭上的灰塵等髒汙。
否則可能因濕氣等原因引發絕緣不良，從而導致引發火災。
(請用乾燥的抹布擦試電源插頭。)
- 請勿損壞電源線及電源插頭。
(請避免此類行為：損傷、加工、強行彎曲、扭轉、拉長電源線及電源插頭，或將電源線及電源插頭靠近發熱器，或在電源線及電源插頭上系重物、或任意捆綁。)
使用破損的電源線或電源插頭，可能引起觸電、短路或引發火災。請到購買本機的商店或指定的維修中心諮詢修理電源線或電源插頭的方法。



請注意，
不要被電源線絆住腳部等。

**務必將接口完全推入設備
電源輸入插口。**




5 打開電源

- ① 將電源插頭插入電源插座。
- ② 將電源開關滑到“**I**”（開啟）的位置。

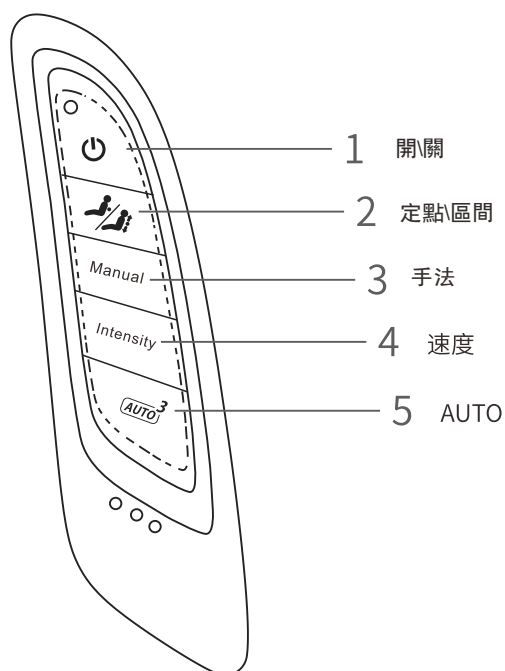
①

警告

- 請務必將電源插頭插到底，使其確實地插入插座中。
否則可能引發觸電或因過熱導致火災。
- 請嚴格遵守插座和配線器具的使用規定。
- 請使用220-240V~50/60Hz交流電。
(請勿在國外使用本品、或擅自連接變壓器。)
否則可能引起觸電、機體故障或因過熱導致火災。
- 請勿用沾濕的手插、拔電源插頭。



操作指南



1. 開關

整機按摩功能啟停控制鍵

按一下此按鍵開機，手控器的紅色燈被點亮，此時按下“手法”鍵和AUTO鍵開始享受按摩，同時將啟動定時功能。產品處於運行狀態時按一下此鍵關機，按摩輪將恢復到初始位置。

2. 定點\區間

背部定點功能控制鍵

此鍵用于啟停背部定點按摩功能。在所需按摩的位置按一下此鍵將對該按摩位置提供集中的定點按摩。再按一下切換到區間功能，再按一下全身。

區間功能控制鍵

此鍵用于啟停背部區間按摩功能。則在原點上下8CM的區間提供背部區間按摩，再按一下此鍵則接觸背部“定點\區間全身”按摩功能。

3 手法

手動按摩功能控制鍵

揉捏、錘擊、揉敲、指壓、拍打、推拿手法選擇鍵

按一次此控制鍵自動啟動全身背部揉捏按摩功能，每按一次此控制鍵將按順序切換“錘擊>揉捏>指壓>拍打>推拿>停止”的按摩手法。

4. 速度

用來調節手動程序及自動程序時機芯敲打按摩速度，強度分為3檔。自動和手動程序開始默認為二檔。調節強度時三個燈按當前強度值閃爍。

5. AUTO

自動按摩功能

按一次此控制鍵啟動自動程序按摩功能，控制器的自動程序燈對應點亮，每按一次此控制鍵將順序切換“全身>頸肩>腰臀>停止”的3個自動按摩程序。當自動按摩程序結束或時間歸零時，機芯按摩輪將自動恢復到初始位置。

功能特點

OGAWA按摩椅通過電腦智能化控制，配合揉捏、揉敲、指壓、拍打、推拿等多種按摩手法及組合，針對各個穴位進行按摩，有效舒緩疲勞，釋壓放鬆。

具備各種全身自動\手動按摩功能以符合您的各種要求。

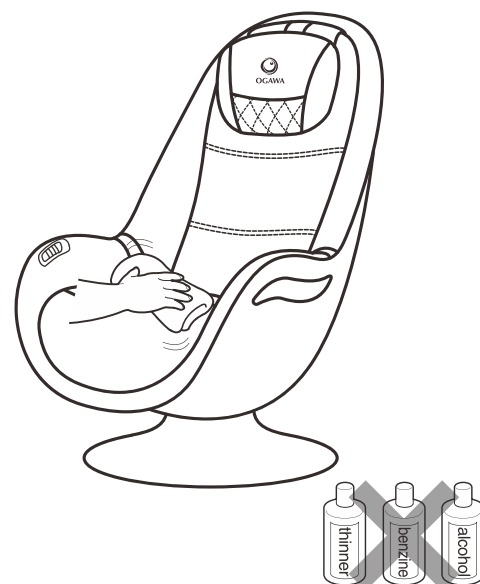
- 1 按摩齒輪采用連鎖齒輪為背部穴位提供更深入的按摩。
- 2 根據人體工學設計，以提供更有效的按摩效果。
- 3 本產品可以左右旋轉，最大角度為70度。

清洗及保養

清潔合成皮革部分

使用柔軟的幹布擦拭皮革。

- 切勿使用諸如稀釋劑、汽油、酒精等化學品清潔本機。
- 使用市面銷售的皮革保養品（抹布）時，請遵照其使用說明。
- 如果合成皮革特別髒，則通過以下方式擦拭。
 - ① 將軟布浸入水中或含3%至5%中性洗滌劑的熱水中，然後徹底擰乾。
 - ② 使用上述軟布擦拭皮革表面。
 - ③ 使用浸過清水且已徹底擰乾的布料擦掉清潔液。
 - ④ 使用擰乾的軟布擦拭。
 - ⑤ 使其自然風乾。
- 難以去除汗漬時，請將市面上購買的三聚氰胺泡棉浸入中性洗劑中，然後且它擦拭本機。
- 不要使用吹風機吹幹表面。
- 由於布料的顏色會染到合成皮革的表面上，因此在使用牛仔布和彩色布料擦拭本機時務必小心。
- 不要使這些部位長時間與塑膠接觸，因為這會導致褪色。
- 合成皮革有變色的可能，所以在使用染髮劑時，請將接觸的部分用毛巾覆蓋。



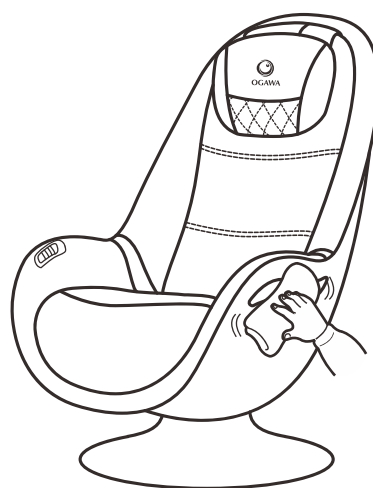
1 將軟布浸入水中或含有中性洗滌劑的熱水中，擰乾後，擦拭本機塑膠部。

- 切勿使用諸如稀釋劑、汽油、酒精等化學品清潔本機。

2 使用浸有清水且已徹底擰乾的布料擦拭。

- 擦拭遙控器前請務必擰乾布料。

3 使其自然風乾。



疑問解答 (Q&A)

Q 因為生病而經常出入醫院的人可以使用本品嗎？

A 經常出入醫院的人，請在與醫生商量的前提下使用本品。

按摩即所謂“觸壓刺激”，即通過對肌肉進行壓迫，緩解肌肉緊張，促進血液流動。根據不同的病因，按摩有可能造成病情惡化，因此請務必在和主治醫生商量之後使用本品。

Q 搬家時，有什麼需要特別注意的地方？

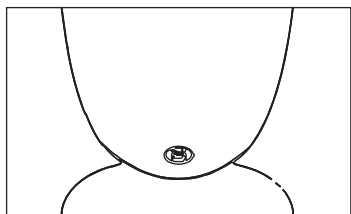
A 請注意以下事項。

關閉電源開關，拔出電源插頭。

- 在有原紙箱的情況下，請先確認電源線未被纏繞在本機上，將電源線纏好放在座面上，搬運的時間請注意電源線沒有掉落且未與地面發生摩擦。
- 在沒有原裝紙箱的情況下，為了防止機體劃傷和搬運中的震動，請妥善使用其它包裝輔材包裹本品。

Q 請問在哪裡可以看到產品的製造編號？

A 在按摩椅主體背面的座面下。



Q 有點在意按摩椅運作時發出的聲音……

A 按摩椅運作時產生的聲音，一般是由於機芯構造而發出的。

Q 按摩中感覺左右兩邊按摩輪的按摩力度有差異，要緊嗎？

A 由於機芯構造，在按摩過程中，確有可能感覺左右按摩輪的力度有差異。

為了能夠模擬出最自然的按摩手法，本品機芯採用了允許左右按摩輪交替捶背的機芯構造。在按摩過程中，左右按摩輪接觸背部的具體位置可能稍有差異，從而導致了使用者產生左右兩側按摩力度有所不同的感覺。此時，本品本身並未發生故障。

Q 使用本品時每個月耗電量是多少？

A 按每日30分鐘，使用頻率來計算，每月本品耗電量約為0.6度。

發生故障後，首先檢查並嘗試以下方法。
如果在嘗試後，故障依然存在，請聯繫銷售店。

問題	原因和處理方法
在使用本機過程中按摩輪停止 (按摩椅發出“嗶嗶”的聲音， 遙控器上所有的顯示圖示和按 鈕閃爍，然後熄滅)	<p>在使用過程中，按摩輪遇到過大的外力時，出於安全考慮，按摩輪可能會這止移動。</p> <p>如果遙控器上的所有標記和按鈕開始閃爍，這種情況極為異常，請關閉電源開關，等待約10秒鐘，然後再次打開電源。如果按摩輪再次停止，請調整自己的坐姿，不要使背部完全貼在靠背上。(應注意遵守相關注意事項，尤其是體重在100kg或以上的人使用時。)</p>
按摩輪沒有達到肩部 或頸部的位置	<p>如果頭部沒有接觸到靠枕，或背部沒有接觸到靠背，在體型檢測過程中肩部位置可能低於實際位置。坐在座椅的最深位置，將頭部靠在靠枕上，然後從頭開始重新操作。</p>
左右按摩輪的高度(強度)不同	<p>因為搭載了可進行按摩輪交互捶拍動作的按摩機芯，出現這種情況純屬自然，並非機體故障。</p>
本機根本無法運行 ●上半身(頸部至腰部)按摩	<ul style="list-style-type: none">● 電源線連接已斷開。● 沒有打開本機電源開關。● 按下遙控器上的開機鍵按鈕後，沒有選擇任何程式。
本機已受損	<p>為防止事故發生，請務必與授權服務中心聯繫。</p>
電源線或電源插頭異常發熱	

若以上處理方法無效，請聯繫OGAWA服務中心。

關於運行過程中本機發出的聲音和令人在意的感覺

在使用中會發生下述動作音、感覺，不過這是因按摩椅的結構而發生的，並非異常。

- 按摩輪由“伸出”改為“收回”時的聲音
- 動作時按摩輪擦過面料上的皺紋時發出的聲音和感覺
- 揉按、捶拍動作等的動作音
- 按摩輪動作時的摩擦聲
- 上下動作時的動作音
- 傳送帶的轉動音
- 電機音
- 按摩輪從“擠壓”改為“拉伸”時的聲音
- 落座時的聲音
- 靠背傾斜時扶手與靠墊的摩擦聲
- 按摩輪與布料的摩擦聲
- 氣囊按摩運作時的充氣泵工作音
- 氣囊按摩運作時的排氣音
- 氣囊按摩運作時座椅下電磁閥發出的工作音
- 肩部伸展、動作時的聲音
- 氣囊的動作音

當聲音變大時，也有可能發生了故障。

- 此時，請委託授權服務中心進行檢查和修理。



警告

- 請勿擅自改造本機。請勿自行分解或修理本機。否則可能導致起火、異常動作、人身傷害。

警告

- 發生異常、故障時，立即停止使用，拔掉電源插頭。（否則可能冒煙、起火、觸電）
<異常、故障事例>
 - 接通電源開關後可能不動作
 - 移動電源線，有時通電有時不通電
 - 運行中發出焦臭味、異常聲響
 - 按摩椅變形或者異常發熱→請立即委託授權服務中心檢查和修理。

規格

電	源	AC 220-240V~, 50/60Hz
消	耗 電 力	100W
上 半 身 按 摩	可按摩範圍 (上下方向)	約93.5cm
	可按摩範圍 (左右方向)	在使用本機過程中按摩輪間的距離 (包括按摩輪的寬度) 背部滾動和上下移動過程中按摩輪間的距離 (包括按摩輪的寬度): 約 5cm~22cm
	按摩速度	揉按: 約27次/分鐘 ~約35次/分鐘 錘拍: 約192次/分鐘 ~約264次/分鐘 移動速度: 約3.3cm/s ~約3.7cm/s
旋	轉 角 度	70°
自	動 關 閉	約15分鐘 (自動斷電)
尺	未 傾 斜 時 (長X寬X高)	92cm x 61cm x 106cm
寸		
重	量	約28kg
包	裝 箱 尺 寸 (長X寬X高)	97cm x 65.5cm x 114.5cm
重	量 (含包裝箱)	約36kg
用	戶 最 大 體 重	100kg

對於體重100KG或以上的人士，產品運作時可能產生更大的噪聲而且面料外置可能磨損得更快。

聯系我們



MALAYSIA

Healthy World Lifestyle Sdn Bhd
No. 22 Jalan Anggerik Mokara 31/47
Kota Kemuning, 40460 Shah Alam
Selangor Darul Ehsan, Malaysia
Tel : +603-5121 4286
Fax: +603-5121 4386



HONG KONG, CHINA

OGAWA Health Care International (HK) Ltd
31/F, YHC Tower, 1 Sheung Yuet Road
Kowloon Bay
Kowloon
Hong Kong
Tel: +852 3465 6262
Fax: +852 2410 0119



SINGAPORE

OGAWA Health-Care Pte Ltd
Tampines Industrial Avenue 5,
T5 @ Tampines
Singapore 528623

Tel: +065-6846 8588
Fax: +065-6846 7677



VIETNAM

OGAWA Vietnam Co Ltd
2nd floor, Petroland Tower,
12 Tan Trao, Tan Phu ward
District 7

Ho Chi Minh
Tel: +84 8 3775 3093/3775 3094
Fax: +84 8 3775 3095



PHILIPPINES

O-Healthcare Solution Phil. Inc.
2303, 4th Floor, G&A Building,
Chino Roces Avenue Extension,
Makati City, Philippines
Tel : +632 889 0676 / + 632 844 6851
Fax: +632 812 0421

Ogawa is grateful
to have received
these awards:



PUTRA
BRAND AWARDS 2010
SILVER
In association with
MALAYSIA'S MOST VALUABLE BRANDS

Ogawa Wellness Hubs : Malaysia . Singapore . Vietnam . Philippines . Indonesia . Myanmar . India . China
Hong Kong . Taiwan . Turkey . Pakistan . Mauritius . Russia . France . Canada
Thailand . Korea . Australia . Dubai . K.S.A . Nigeria . Egypt . Lebanon . Denmark
Sweden . U.S.A